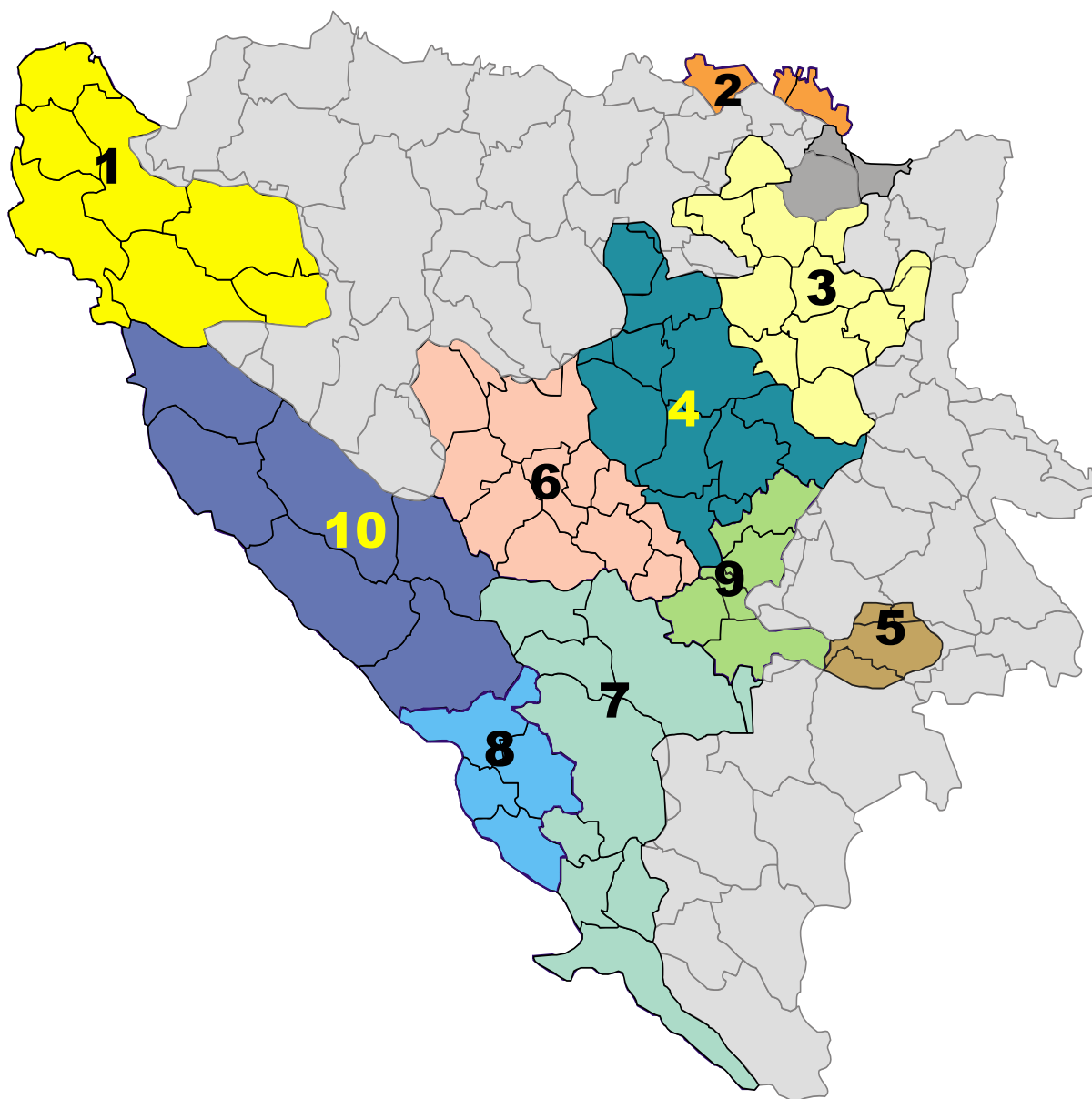




07/20

# B I L T E N / B U L L E T I N

STATISTIČKI PREGLED – JULI / SRPANJ 2020.  
STATISTICAL REVIEW – JULY 2020



Sarajevo, avgust/kolovoz 2020.  
*Sarajevo, August 2020*

***Izdavač***  
*Publisher:*

**Federalni zavod za zapošljavanje Sarajevo**

Federal Employment Institute Sarajevo

71 000 Sarajevo

Đoke Mazalića 3

Telefon : 033/562-900

Fax : 033/208-257

E-mail : info@fzzz.ba

Web : www.fzzz.ba

***Za izdavača:***  
*For the publisher:*

**Ravnateljica**  
Director

Helena Lončar

**Rukovodilac Jedinice za analizu tržišta  
rada, statistiku, monitoring i evaluaciju**

Head of the Labour Market Analysis,

Statistics, Monitoring and Evaluation Unit

Omer Korjenić

***Priprema:***  
*Preparation:*

**Stručni saradnik za statistiku**  
Expert Associate for Statistics

Almir Pinjić

***Prevod:***  
*Translation:*

**Stručni saradnik za odnose s javnošću**  
Expert Associate for PR

Haris Čuljević

# SADRŽAJ

## Table of Contents

Statistički pregled <i>Statistical Review</i>		2
Tabela A <i>(Table A)</i>	Prijavljeni na evidenciju nezaposlenih po prestanku radnog odnosa i zaposleni sa evidencije po kantonima , juli/srpanj 2020. <i>Registered unemployed upon termination of employment and registered employed by canton, July 2020</i>	4
Tabela B <i>(Table B)</i>	Kretanje broja nezaposlenih i zaposlenih , juli/srpanj 2020. <i>Number of the unemployed and employed, July 2020</i>	5
Tabela I <i>(Table I)</i>	Zaposlenost po područjima , juni/lipanj 2020. <i>Employment by sector of activities, June 2020</i>	6
Tabela III <i>(Table III)</i>	Registrovana nezaposlenost po kvalifikacionoj strukturi, juli/srpanj 2020. <i>Registered unemployment by qualification, July 2020</i>	7
Tabela IIIa <i>(Table IIIa)</i>	Pregled broja zaposlenih osoba sa evidencije <i>Overview of the number of employed persons from the register</i>	8
Tabela IV <i>(Table IV)</i>	Posredovanje u zapošljavanju - ponuda i potražnja, nezaposlenost po spolnoj strukturi, juli/srpanj 2020. <i>Mediation in employment – offer and demand by gender structure, July 2020</i>	9
Tabela IVa <i>(Table IVa)</i>	Posredovanje u zapošljavanju – oglasi, upućivanje poslodavcu, realizirana posredovanja, juli/srpanj 2020. <i>Mediation in employment, advertisements, directing to employer, successful mediation July 2020</i>	10
Tabela V <i>(Table V)</i>	Registrovana nezaposlenost po kantonima i spolu, juli/srpanj 2020. <i>Registered unemployment by canton and gender, July 2020</i>	11
Tabela Va <i>(Table Va)</i>	Registrovana nezaposlenost po dobi, spolu i kantonima, juli/srpanj 2020. <i>Registered unemployment by age, gender and canton, July 2020</i>	12
Tabela Vb <i>(Table Vb)</i>	Registrovana nezaposlenost po dobi, stepenu obrazovanja i spolu, juli/srpanj 2020. <i>Registered unemployment by age, qualification and gender, July 2020</i>	13
Tabela VI <i>(Table VI)</i>	Registrovana nezaposlenost po općinama i spolu, juli/srpanj 2020. <i>Registered unemployment by municipality and gender, July 2020</i>	14
Tabela VII <i>(Table VII)</i>	Pregled broja registrovanih nezaposlenih osoba po općinama i kvalifikacionoj strukturi, juli/srpanj 2020. <i>Registered unemployment by municipality and qualification, July 2020</i>	18
Tabela VIII <i>(Table VIII)</i>	Najbrojnija zanimanja po stručnoj spremi, kvalifikacionoj strukturi, juli/srpanj 2020. <i>Professions by qualification, July 2020</i>	23
Tabela IX <i>(Table IX)</i>	Materijalna i socijalna sigurnost nezaposlenih po kantonima juli/srpanj 2020. <i>Material and social insurance of the unemployed by canton, July 2020</i>	24
Tabela X <i>(Table X)</i>	Korisnici prava na PIO po kantonima juli/srpanj 2020. <i>Beneficiaries of the pension and disability insurance by canton July 2020</i>	25
Tabela XI <i>(Table XI)</i>	Zaposleni strani državljani po kantonima juli/srpanj 2020. <i>Employed foreign citizens by canton, July 2020</i>	26
Izvor podataka i metodološka objašnjenja / <i>Data sources and methodological explanations</i>		27
Adrese i brojevi telefona kantonalnih službi za zapošljavanje <i>Addresses and telephone numbers of the cantonal employment services</i>		29

**Molimo korisnike ove publikacije da prilikom korištenja podataka navedu izvor**  
***We kindly ask the users of this publication to state the source when using data from this publication***

## STATISTIČKI PREGLED

### **Brisanje sa evidencije nezaposlenih**

U julu/srpnju 2020.godine sa evidencija službi za zapošljavanje u Federaciji BiH brisano je 9.785 osoba, od čega je zaposleno 7.940, što je za 2.467 ili 20,14% manje nego u prethodnom mjesecu.

### **Prijavljivanje na evidenciju nezaposlenih**

U julu/srpnju 2020.godine na evidenciju nezaposlenih se prijavilo 13.826 osoba, od čega 6.902 po prestanku radnog odnosa, što je u poređenju sa prethodnim mjesecom više za 1.850, odnosno 13,38%.

### **Zaposlenost**

Dana 30.6.2020. godine u Federaciji BiH je bilo 518.105 registrovanih zaposlenih osoba. Broj zaposlenih u odnosu na prosjek iz prošle godine manji je za 13.378, odnosno 2,52%, a u odnosu na prethodni mjesec veći za 5.478, odnosno 01,07%.

### **Posredovanje u zapošljavanju**

Kantonalne službe za zapošljavanje su u julu/srpnju 2020.godine posredovale u zapošljavanju 2.471 osobe, što je u poređenju sa prethodnim mjesecom manje za 600.

### **Nezaposlenost**

Dana 31.7.2020.godine na evidencijama službi za zapošljavanje bila je registrirana 329.581 osoba, što je u odnosu na prethodni mjesec povećanje za 4.041, odnosno 1,24%. Udio ženske populacije u broju nezaposlenih iznosi 191.736, odnosno 58,18%. Od ukupnog broja nezaposlenih, 230.184 (69,84%) je stručnih, 99.397 (30,16%) su nestručne osobe, a njih 106.692 (32,37%) prvi put traži zaposlenje. Na evidenciji nezaposlenih bilo je registrirano 84.781 osoba u dobi između 15 i 29 godina.

### **Kvalifikaciona struktura nezaposlenih**

Među nezaposlenima najviše je KV (103.545 ili 31,42%) i NKV radnika (93.854 ili 28,48%), potom slijede osobe sa SSS (92.995 ili 28,22%) i VSS (26.543 ili 8,05%), osobe sa PKV (5.116 ili 1,55%), VKV (1.037 ili 0,31%) i osobe sa NSS (427 ili 0,13%).

### **Nezaposlenost po kantonima/županijama**

Najveći broj nezaposlenih registriran je u Tuzlanskom kantonu (79.515 ili 24,13%), potom u Kantonu Sarajevo (63.629 ili 19,31%) i Zeničko-dobojskom kantonu (58.099 ili 17,63%). U Bosansko-podrinjskom kantonu registrovano je 3.463 ili 1,05% od ukupnog broja osoba.

### **Radne dozvole**

U julu/srpnju 2020.godine stranim državljanima je odobreno 130 radnih dozvola.

### **Socijalna sigurnost nezaposlenih**

U julu/srpnju 2020.godine na evidencijama službi za zapošljavanje bilo je registrirano 40.957 demobilisanih boraca/branitelja, što u odnosu na prethodni mjesec predstavlja smanjenje za 216, odnosno 0,53%. Udio demobilisanih boraca/branitelja u ukupnom broju nezaposlenih iznosi 12,43%.

U istom mjesecu zabilježeno je 16.044 korisnika novčane naknade, što je u poređenju sa podacima iz prethodnog mjeseca smanjenje za 2.468.

Pravo na zdravstveno osiguranje u predmetnom mjesecu preko kantonalnih službi za zapošljavanje ostvarilo je 226.790 osoba, što je za 2.462 više nego u prethodnom mjesecu. Pravo na penzijsko i invalidsko osiguranje koristilo je 329 osoba.

## STATISTICAL REVIEW

### **Number of deleted persons from the register of unemployed persons**

The outflow from the register in July 2020 amounted to 9,785 persons. Out of that number 7,940 persons were employed, which represents a decrease of 2,467 or 20.14% in regard to the previous month.

### **Number of newly registered unemployed persons**

The number of new entrants in July 2020 amounted to 13,826 persons. Out of that number 6,902 persons were registered due to dismissal, which represents an increase of 1,850 or 13.38% in regard to the previous month.

### **Employment**

At the end of June 2020 in the Federation of Bosnia and Herzegovina there were 518,105 registered employed persons. The employment increased in regard to the average of 2019 for 13,378 or 2.52%, and compared to the previous month decreased for 5,478 or 01.07%

### **Mediation in employment**

In July 2020 the Cantonal Employment Services have mediated in employment for 2,471 persons, which compared to the previous month is a decrease of 600.

### **Unemployment**

At the end of July 2020 in the Federation of Bosnia and Herzegovina were registered 329,581 unemployed persons, and it represents an increase of 4,041, or 01.24% in regard to the previous month. Out of that number 191,736 (58.18%) are women. Participation of qualified persons in total unemployment was 230,184 or 69.84%, and the participation of unqualified persons 99,397 or 30.16%. There were 106,692 (32.37%) persons seeking employment for the first time. In reported month there were 84,781 young unemployed persons (age between 15

### **Qualification structure of registered unemployed persons**

Qualification structure of registered unemployed persons was: KV (103,545 or 31.42%) and NKV (93,854 or 28.48%), SSS (92,995 or 28.22%) and VSS (26,543 or 8.05%), PKV (5,116 or 1.55%), VKV (1,037 or 0.31%) and NSS (427 or 0.13%). (For translation of abbreviations look at the page 28)

### **Unemployment, by Cantons**

The highest unemployment is registered in Tuzla Canton (79,515 or 24.13%), Sarajevo Canton (63,629 or 19.31%) and Zenica - Doboje Canton (58,099 or 17.63%). In Bosnian Podrinje Canton were registered 3,463 or 1.05% unemployed persons in regard to total number.

### **Work permits**

In July 2020 the Federal Employment Institute has issued 130 work permits to foreign citizens.

### **Social security of unemployed persons**

In reported month there were 40,957 demobilized soldiers in the total number of unemployed persons, which is a decrease of 216 or .53% in regard to the previous month. Participation of demobilized soldiers in total unemployment was 12.43%.

In accordance with Law of mediation in employment and social insurance of unemployed persons, the unemployment benefit received 16,044, which is less for 2,468 in regard to the previous month.

In the same period 226,790 persons have used health insurance through the employment services, which is an increase of 2,462 in regard to previous month. In July 2020, 329 persons have received pension and disability insurance.

**PRIJAVLJENI NA EVIDENCIJU NEZAPOSLENIH PO PRESTANKU RADNOG ODNOSA**  
 REGISTERED UNEMPLOYED UPON TERMINATION OF EMPLOYMENT AND REGISTERED EMPLOYED BY CANTON

Tabela A - Table A

Juli/Srpanj 2020 - July 2020

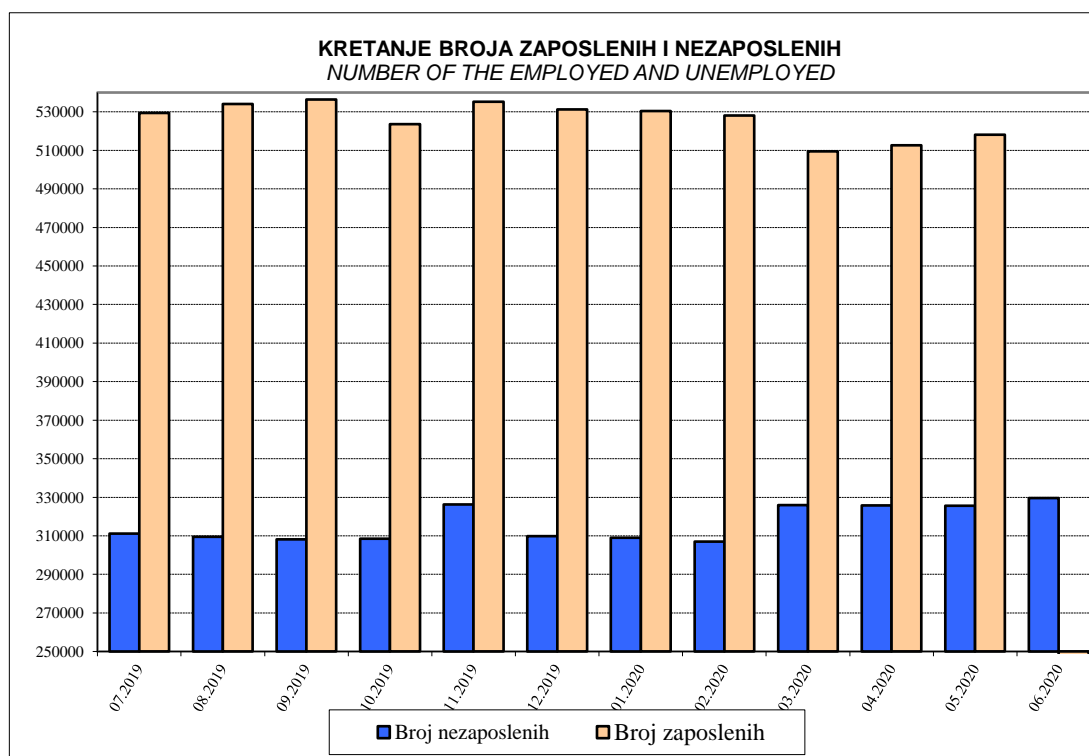
Kanton Canton	Izveštajni period Reporting period		Ukupno novoprijavljenih osoba na evidenciju nezaposlenih Number of the newly registered at the unemployment register	Broj osoba brisanih iz evidencije Number of deleted persons from the register	Prijavljenih na evidenciju nezaposlenih po prestanaku radnog odnosa Unemployed registered upon the termination of employment	Razlozi prestanka radnog odnosa / Reasons of employment termination			Zaposleno sa evidencije Employed persons from the register
						Stečaj, likvidacija, restrukturiranje, privatizacija Bankruptcy, restructuring, privatization	Tehnološki ili organizacioni višak Technological or organizational surplus labour	Ostalo (prestanak ugovora na odred. vrijeme, sporazumni raskid ugovora, povreda radne obaveze i sl.) Other (termination of fixed-term contracts, agreed termination of contract, breach of work duties, etc.)	
1	2	3	4	5	6(7+8+9)	7	8	9	10
Unsko-sanski kanton	<b>Ukupno</b>	Od 1. januara / From January 1	8.394	6.961	3.131	39	891	2.201	4.045
	<i>Total</i>	juli / July	1.555	1.241	655	2	146	507	718
	<b>Žene / Women</b>	Od 1. januara / From January 1	4.201	3.020	1.488	18	354	1.116	1.904
Posavski kanton	<b>Ukupno</b>	Od 1. januara / From January 1	861	662	546	0	363	183	465
	<i>Total</i>	juli / July	153	94	66	0	54	12	64
	<b>Žene / Women</b>	Od 1. januara / From January 1	480	518	332	0	241	91	241
Tuzlanski kanton	<b>Ukupno</b>	Od 1. januara / From January 1	18.280	12.730	11.580	184	3.298	8.098	9.090
	<i>Total</i>	juli / July	2.820	1.562	1.673	15	372	1.286	1.802
	<b>Žene / Women</b>	Od 1. januara / From January 1	9.610	10.712	5.839	85	1.835	3.919	4.289
Zeničko- dobojski kanton	<b>Ukupno</b>	Od 1. januara / From January 1	16.578	12.786	12.048	75	4.031	7.942	9.835
	<i>Total</i>	juli / July	2.440	2.081	1.549	10	268	1.271	1.562
	<b>Žene / Women</b>	Od 1. januara / From January 1	7.851	11.297	5.607	27	2.015	3.565	4.637
Bosansko- Podrinjski kanton	<b>Ukupno</b>	Od 1. januara / From January 1	904	633	660	1	179	480	491
	<i>Total</i>	juli / July	178	136	108	0	25	83	96
	<b>Žene / Women</b>	Od 1. januara / From January 1	424	611	303	0	88	215	231
Srednje bosanski kanton	<b>Ukupno</b>	Od 1. januara / From January 1	9.172	7.059	6.352	237	2.309	3.806	5.756
	<i>Total</i>	juli / July	1.559	1.099	747	34	311	402	864
	<b>Žene / Women</b>	Od 1. januara / From January 1	4.479	6.106	3.118	88	1.198	1.832	2.646
Hercegovačko- neretvanski kanton	<b>Ukupno</b>	Od 1. januara / From January 1	9.184	6.537	6.398	151	3.700	2.547	4.991
	<i>Total</i>	juli / July	1.614	1.082	0	0	0	0	794
	<b>Žene / Women</b>	Od 1. januara / From January 1	5.040	6.925	3.504	77	2.048	1.379	2.792
Zapadno- hercegovački kanton	<b>Ukupno</b>	Od 1. januara / From January 1	2.588	1.931	1.796	26	1.040	730	1.248
	<i>Total</i>	juli / July	619	250	0	0	0	0	150
	<b>Žene / Women</b>	Od 1. januara / From January 1	1.458	1.942	1.034	11	608	415	685
Kanton Sarajevo	<b>Ukupno</b>	Od 1. januara / From January 1	19.897	15.014	16.395	0	6.721	9.674	12.954
	<i>Total</i>	juli / July	2.597	2.026	1.903	0	559	1.344	1.738
	<b>Žene / Women</b>	Od 1. januara / From January 1	10.652	15.573	8.955	0	3.607	5.348	7.001
Kanton 10	<b>Ukupno</b>	Od 1. januara / From January 1	1.715	1.543	1.259	22	374	863	1.034
	<i>Total</i>	juli / July	291	214	201	3	20	178	152
	<b>Žene / Women</b>	Od 1. januara / From January 1	918	1.180	729	13	231	485	544
UKUPNO FBiH	<b>Ukupno</b>	Od 1. januara / From January 1	87.573	65.856	60.165	735	22.906	36.524	49.909
	<i>Total</i>	juli / July	13.826	9.785	6.902	64	1.755	5.083	7.940
	<b>Žene / Women</b>	Od 1. januara / From January 1	45.113	57.884	30.909	319	12.225	18.365	24.970
		juli / July	7.412	4.621	3.790	19	889	2.882	3.657

**KRETANJE BROJA ZAPOSLENIH I NEZAPOSLENIH**  
**NUMBER OF THE UNEMPLOYED AND EMPLOYED**

**Tabela B – Table B**

Avgust/Kolovoz 2019-Juli/Srpanj 2020; August 2019-July 2020

<b>Godina</b> <i>Year</i>	<b>Mjesec</b> <i>Month</i>	<b>Broj nezaposlenih</b> <i>Number of the unemployed</i>	<b>Broj zaposlenih<sup>1</sup></b> <i>Number of the employed</i>	<b>Ostali bez posla</b> <i>Dismissed persons</i>	<b>Zaposleni sa evidencije</b> <i>Hired persons</i>
2019	Avgust/Kolovoz August	311.150	529.357	7.334	5.664
2019	Septembar/Rujan September	309.493	534.031	7.565	10.420
2019	Oktobar/Listopad October	308.214	536.291	5.358	9.186
2019	Novembar/Studen November	308.433	523.658	6.727	6.353
2019	Decembar/Prosinac December	326.266	535.206	5.644	6.832
2020	Januar/Siječanj January	309.816	531.254	8.939	6.279
2020	Februar/Veljača February	309.004	530.463	5.941	6.374
2020	Mart/Ožujak March	306.963	528.102	6.384	8.091
2020	April/Travanj April	325.989	509.451	18.072	2.639
2020	Maj/Svibanj May	325.816	512.627	7.973	7.778
2020	Juni/Lipanj June	325.540	518.105	5.956	10.808
2020	Juli/Srpanj July	329.581	0	6.902	7.940



<sup>1</sup> Broj zaposlenih je prema podacima Federalnog zavoda za statistiku koji se objavljuju u pravilu 15. u mjesecu. / The number of the employed is according to the official data of the Federal Office of Statistics which is being published every 15th in the month by default. .

**ZAPOSLTENOST PO PODRUČJIMA**  
*EMPLOYMENT BY SECTOR OF ACTIVITIES*

Tabela I <sup>2</sup> - Table I

Juni/Lipanj 2020 - June 2020

DJEIATNOST <sup>3</sup> <i>Sector of activities</i>	Broj zaposlenih / Number of the employed				
	Ø 2019	V 2020	VI 2020	INDEX	
				VI 2020 Ø 2019	VI 2020 V 2020
<b>FEDERACIJA BiH - UKUPNO</b> <i>FEDERATION OF BiH TOTAL</i>	<b>531.483</b>	<b>512.627</b>	<b>518.105</b>	<b>97,5</b>	<b>101,1</b>
<b>A</b> Poljoprivreda, šumarstvo i ribolov ( <i>Agriculture, forestry and fishing</i> )	10.989	10.554	10.724	97,6	101,6
<b>B</b> Vađenje ruda i kamena ( <i>Mining and quarrying</i> )	13.259	12.609	12.694	95,7	100,7
<b>C</b> Prerađivačka industrija ( <i>Manufacturing</i> )	106.385	100.140	100.366	94,3	100,2
<b>D</b> Proizvodnja i snabdijevanje električnom energijom, plinom, parom i klimatizacija ( <i>Electricity, gas, steam and air conditioning supply</i> )	8.724	8.668	8.640	99,0	99,7
<b>E</b> Snabdijevanje vodom; uklanjanje otpadnih voda, upravljanje otpadom te djelatnosti sanacije okoliša ( <i>Water supply, sewerage, waste management and remediation activities</i> )	8.652	8.504	8.528	98,6	100,3
<b>F</b> Građevinarstvo ( <i>Construction</i> )	26.007	26.358	26.575	102,2	100,8
<b>G</b> Trgovina na veliko i na malo; popravak motornih vozila i motocikala ( <i>Wholesale and retail trade; repair of motor vehicles and motorcycles</i> )	98.951	93.324	94.859	95,9	101,6
<b>H</b> Prijevoz i skladištenje ( <i>Transportation and storage</i> )	24.857	24.124	24.285	97,7	100,7
<b>I</b> Djelatnosti pružanja smještaja te pripreme i usluživanja hrane (hotelijerstvo i ugostiteljstvo) ( <i>Hotel and catering industry</i> )	27.414	22.411	24.755	90,3	110,5
<b>J</b> Informacije i komunikacije ( <i>Information and communication</i> )	15.509	15.905	16.006	103,2	100,6
<b>K</b> Finansijske djelatnosti i djelatnosti osiguranja ( <i>Financial and insurance activities</i> )	12.115	11.984	12.006	99,1	100,2
<b>L</b> Poslovanje nekretninama ( <i>Real estate activities</i> )	3.206	3.042	3.049	95,1	100,2
<b>M</b> Stručne, naučne i tehničke djelatnosti ( <i>Professional, scientific and technical activities</i> )	16.593	16.436	16.476	99,3	100,2
<b>N</b> Administrativne i pomoćne uslužne djelatnosti ( <i>Administrative and support service activities</i> )	12.068	11.984	12.203	101,1	101,8
<b>O</b> Javna uprava i odbrana; obavezno socijalno osiguranje ( <i>Public administration and defence; compulsory social security</i> )	48.077	48.308	48.283	100,4	99,9
<b>P</b> Obrazovanje ( <i>Education</i> )	43.436	43.663	43.224	99,5	99,0
<b>Q</b> Djelatnosti zdravstvene i socijalne zaštite ( <i>Human health and social work activities</i> )	34.627	35.237	35.271	101,9	100,1
<b>R</b> Umjetnost, zabava i rekreacija ( <i>Art, entertainment and recreation</i> )	10.087	8.996	9.547	94,6	106,1
<b>S</b> Ostale uslužne djelatnosti ( <i>Other service activities</i> )	10.527	10.380	10.614	100,8	102,3

<sup>2</sup> Tabela I – Podaci Federalnog zavoda za statistiku / Table I - Data from Federal Office of Statistics

Ukupna zaposlenost na teritoriji FBiH obuhvaća zaposlene u poslovnim subjektima (pravnim osobama), obrtu i slobodnim profesijama, odbrani/obrani i policiji. Broj zaposlenih u odbrani/obrani nije razvrstan po kantonima / Total employment in FBiH includes those employed in business entities (legal entities), trades and free-lances, defence and police. Number of employees in defence is not assorted by cantons.

<sup>3</sup> Prema KD BiH 2010 / According to KD BiH 2010.

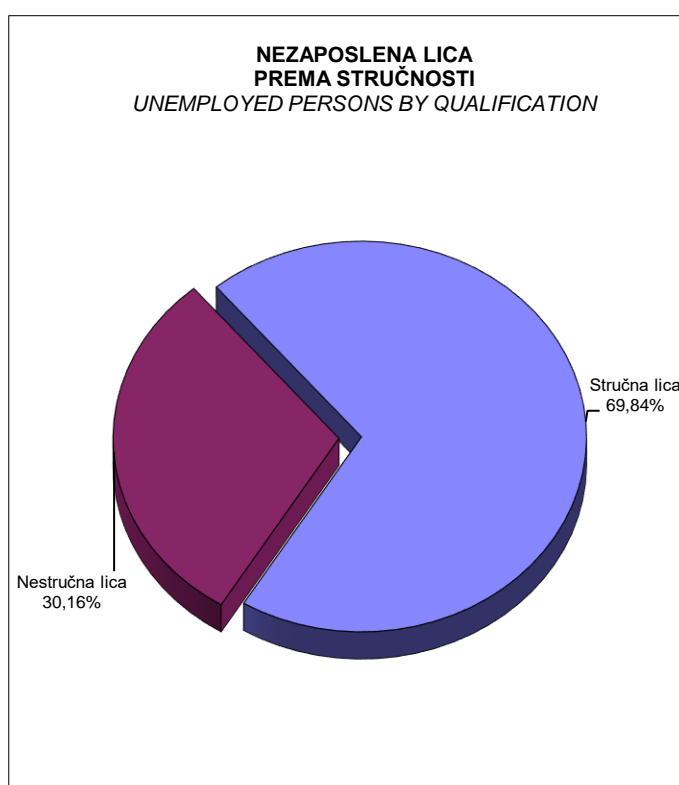
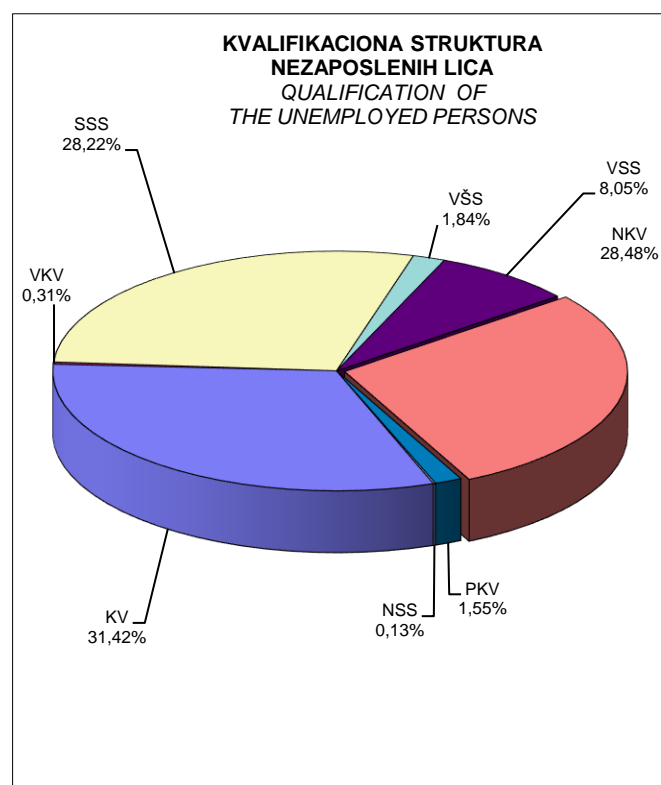


**REGISTROVANA NEZAPOSLENOST PO KVALIFIKACIONOJ STRUKTURI**  
*REGISTERED UNEMPLOYMENT BY QUALIFICATION*

Tabela III - Table III

Juli/Srpanj 2020 - July 2020

Kvalifikaciona struktura <i>Qualification structure</i>	Nezaposlene osobe <i>Unemployed persons</i>	Nezaposlene osobe koje prvi put traže zaposlenje <i>Unemployed persons seeking an employment for the first time</i>	Novoprijavljene nezaposlene osobe u toku izvještajnog mjeseca <i>Newly registered unemployed seeking an employment in reported month</i>	Nezaposlene osobe brisane iz evidencije u toku izvještajnog mjeseca <i>Unemployed persons deleted from the register during the reporting month</i>
<b>UKUPNO / TOTAL</b>	<b>329.581</b>	<b>106.692</b>	<b>13.826</b>	<b>9.785</b>
<b>Stručna lica / Skilled persons</b>	<b>230.184</b>	<b>66.887</b>	<b>12.448</b>	<b>8.175</b>
KV	103.545	27.960	4.119	3.238
VKV	1.037	58	41	37
SSS	92.995	29.143	4.811	3.539
VŠS	6.064	2.076	465	231
VSS	26.543	7.650	3.012	1.130
<b>Nestručna lica / Unskilled persons</b>	<b>99.397</b>	<b>39.805</b>	<b>1.378</b>	<b>1.610</b>
NKV	93.854	38.485	1.305	1.519
PKV	5.116	1.235	64	83
NSS	427	85	9	8



## PREGLED BROJA ZAPOSLENIH OSOBA SA EVIDENCIJE

Po kantonima i kvalifikacionoj strukturi

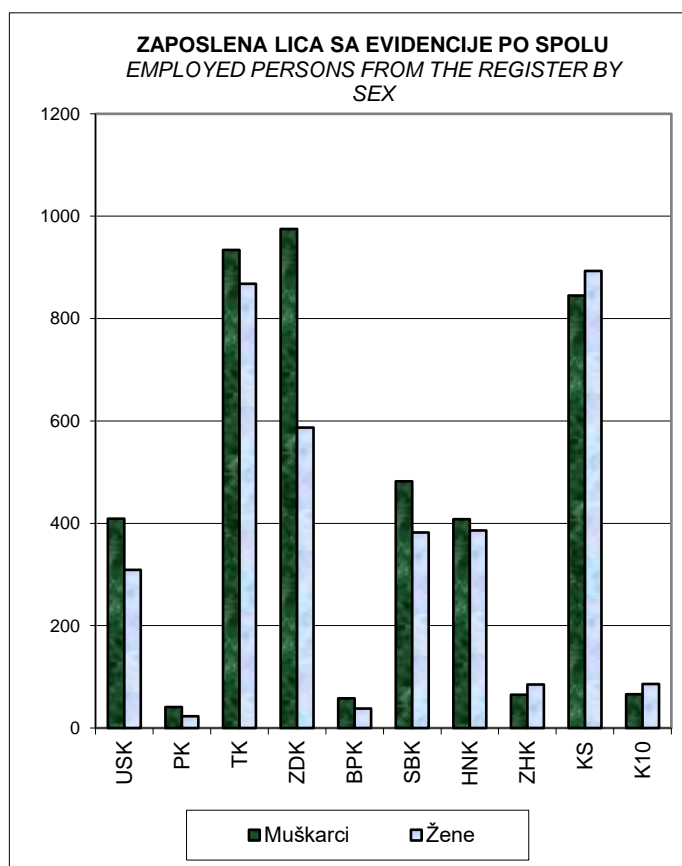
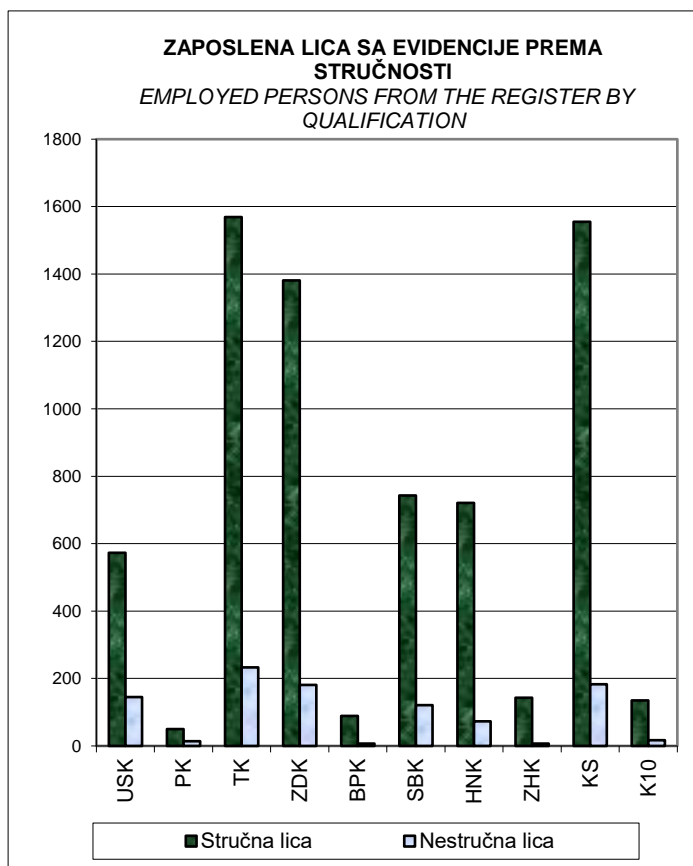
OVERVIEW OF THE NUMBER OF EMPLOYED PERSONS FROM THE REGISTER

By cantons and qualification

Tabela IIIa - Table IIIa

Juli/Srpanj 2020 - July 2020

KANTONI CANTONS	UKUPNO TOTAL	STEPEN STRUČNOG OBRAZOVANJA / QUALIFICATION							
	ZENE WOMEN	VSS	VŠS	SSS	NSS	VKV	KV	PKV	NKV
1. Unsko - sanski	718	69	6	245	0	1	252	12	133
	309	44	5	138	0	0	68	1	53
2. Posavski	64	5	1	22	0	0	22	4	10
	23	1	1	10	0	0	7	0	4
3. Tuzlanski	1.802	241	7	705	1	0	616	7	225
	868	164	3	373	0	0	214	3	111
4. Zeničko - dobojski	1.562	161	7	553	1	5	655	8	172
	587	87	3	229	1	1	199	3	64
5. Bosansko - podrinjski	96	10	0	44	0	0	35	0	7
	38	4	0	24	0	0	9	0	1
6. Srednjobosanski	864	35	43	332	0	0	333	0	121
	382	23	23	173	0	0	103	0	60
7. Hercegovačko-neretvanski	794	91	73	315	0	2	240	4	69
	386	62	38	157	0	1	86	3	39
8. Zapadnohercegovački	150	17	10	65	0	1	50	0	7
	85	13	4	38	0	0	27	0	3
9. Kanton Sarajevo	1.738	321	9	758	3	9	458	1	179
	893	205	8	388	3	4	175	1	109
10. Kanton 10	152	18	11	58	0	0	48	0	17
	86	12	7	34	0	0	25	0	8
<b>FEDERACIJA BiH - UKUPNO</b> <i>FEDERATION OF BiH - TOTAL</i>	<b>7.940</b>	<b>968</b>	<b>167</b>	<b>3.097</b>	<b>5</b>	<b>18</b>	<b>2.709</b>	<b>36</b>	<b>940</b>
	<b>3.657</b>	<b>615</b>	<b>92</b>	<b>1.564</b>	<b>4</b>	<b>6</b>	<b>913</b>	<b>11</b>	<b>452</b>



**POSREDOVANJE U ZAPOSŁJAVANJU**

Federacija Bosne i Hercegovine - učešće žena, indeksi

**MEDIATION IN EMPLOYMENT**

Federation of Bosnia and Herzegovina - participation of women, indexes

Tabela IV - Table IV

Juli/Srpanj 2020 - July 2020

Posredovanje u zapošljavanju <i>Mediation in employment</i>	UKUPNO / TOTAL		INDEX	ŽENE / WOMEN		INDEX
	VI 2020	VII 2020	$\frac{VII\ 2020}{VI\ 2020}$	VI 2020	VII 2020	$\frac{VII\ 2020}{VI\ 2020}$
<b>Ukupna registrovana tražnja / Overall registered demand</b>	2.195	1.297	59,09	539	428	79,41
Od ukupne registrovane tražnje <b>na neodređeno vrijeme / Out of the overall registered demand for a definite period</b>	104	121	116,35	25	44	176,00
Od ukupne registrovane tražnje <b>na određeno vrijeme / Out of the total registered demand for an indefinite period</b>	2.091	1.176	56,24	514	384	74,71
<b>Ukupno zaposleni posredovanjem službe / Total number of the employed persons through the mediation of the Employment Service</b>	3.071	2.471	80,46	1.631	1.098	67,32
Od ukupno zaposlenih posredovanjem <b>na neodređeno vrijeme / Out of the total number of the employed persons through the mediation for an indefinite period</b>	386	270	69,95	220	99	45,00
Od ukupno zaposlenih posredovanjem <b>na određeno vrijeme / Out of the total number of the employed persons through the mediation for a definite period</b>	2.685	2.201	81,97	1.411	999	70,80
<b>Ukupno zaposleni sa evidencije / Total number of the employed persons from the register of unemployment</b>	10.808	7.940	73,46	5.473	3.657	66,82
<b>Prekinut radni odnos u izvještajnom periodu / Terminated employment during the reporting period</b>	4.733	6.171	130,38	2.349	3.563	151,68
<b>Ukupno brisano sa evidencije / Overall number of deleted persons from the register</b>	12.252	9.785	79,86	6.219	4.621	74,30
<b>Ukupno prijavljeno na evidenciju / Overall number of registered persons</b>	11.976	13.826	115,45	5.719	7.412	129,60
<b>Prijavljeno na evidenciju zbog prekida radnog odnosa / Registered persons due to termination of employment</b>	5.956	6.902	115,88	3.026	3.790	125,25
<b>Ukupna registrovana nezaposlenost / Overall registered unemployment</b>	325.540	329.581	101,24	188.945	191.736	101,48
Od ukupne registrovane nezaposlenosti <b>prvi put traže zaposlenje / Out of the overall registered unemployment - first time job seekers</b>	103.873	106.692	102,71	70.057	71.162	101,58
Od ukupne registrovane nezaposlenosti <b>iz radnog odnosa / Out of overall registered unemployment - previously employed</b>	221.667	222.889	100,55	118.888	120.574	101,42
Od ukupne regist. nezaposlenosti <b>demobilisani vojni obveznici / Out of the overall registered unemployment - demobilized conscripts</b>	41.173	40.957	99,48	3.262	3.243	99,42
Od ukupne registrovane nezaposlenosti <b>članovi poginulih boraca-šehidi / Out of the overall registered unemployment - families of fallen soldiers</b>	4.256	4.268	100,28	2.510	2.542	101,27
Od ukupne registrovane nezaposlenosti <b>ratni vojni invalidi / Out of the overall registered unemployment - disabled war veterans</b>	3.421	3.423	100,06	78	74	94,87
Od ukupne registrovane nezaposlenosti <b>ostali invalidi / Out of the overall registered unemployment - other disabled persons</b>	4.195	4.207	100,29	1.757	1.774	100,97

**POSREDOVANJE U ZAPOŠLJAVANJU**  
 Oglasi, upućivanje poslodavcu, realiziran posredovanja  
**MEDIATION IN EMPLOYMENT**  
 Advertisements, directing to employer, successful mediation

Tabela IVa - Table IVa

Juli/Srpanj 2020 - July 2020

KANTONI CANTONS	Broj radnih mjesta oglašanih na osnovu zahtjeva za posredovanjem ili dostavljenih oglasa putem Službe <i>Number of jobs advertised via demand for mediation or via job advertisements delivered to employment office</i>	Broj radnih mjesta objavljenih u oglasima do kojih je Služba došla iz drugih izvora (internet, novine i sl.) <i>Number of advertised jobs which employment office claimed from different sources (internet, newspaper etc.)</i>	Broj osoba upućenih poslodavcu na osnovu zahtjeva za posredovanjem, objavljenih oglasa putem Službe ili oglasa iz drugih izvora (po spolu) <i>Number of persons directed to employer via demand for mediation, via published advertisement in employment office or via advertisements from different sources (by gender)</i>		Broj uspješno realiziranih posredovanja na osnovu zahtjeva za posredovanjem, objavljenih oglasa putem Službe ili oglasa iz drugih izvora (po spolu) <i>Number of successful mediations based on the demand for mediation or advertisements published by employment office or via advertisements from other sources (by gender)</i>	
			M / M	Ž / W	M / M	Ž / W
1. Unsko-sanski	139	45	102	30	1	0
2. Posavski	13	26	26	14	9	7
3. Tuzlanski	205	388	229	122	85	31
4. Zeničko-dobojski	259	127	161	202	120	110
5. Bosansko-podrinjski	10	3	13	5	17	14
6. Srednjobosanski	242	204	164	71	40	19
7. Hercegovačko-neretvanski	0	0	0	0	0	0
8. Zapadnohercegovački	0	8	5	5	0	0
9. Kanton Sarajevo	612	160	317	234	267	181
10. Kanton 10	10	4	7	5	4	2
<b>FEDERACIJA BIH - UKUPNO</b> <i>FEDERATION OF FBiH - TOTAL</i>	<b>1.490</b>	<b>965</b>	<b>1.024</b>	<b>688</b>	<b>543</b>	<b>364</b>

## REGISTROVANA NEZAPOSLENOST

FBiH po kantonima, učešće žena, indeksi

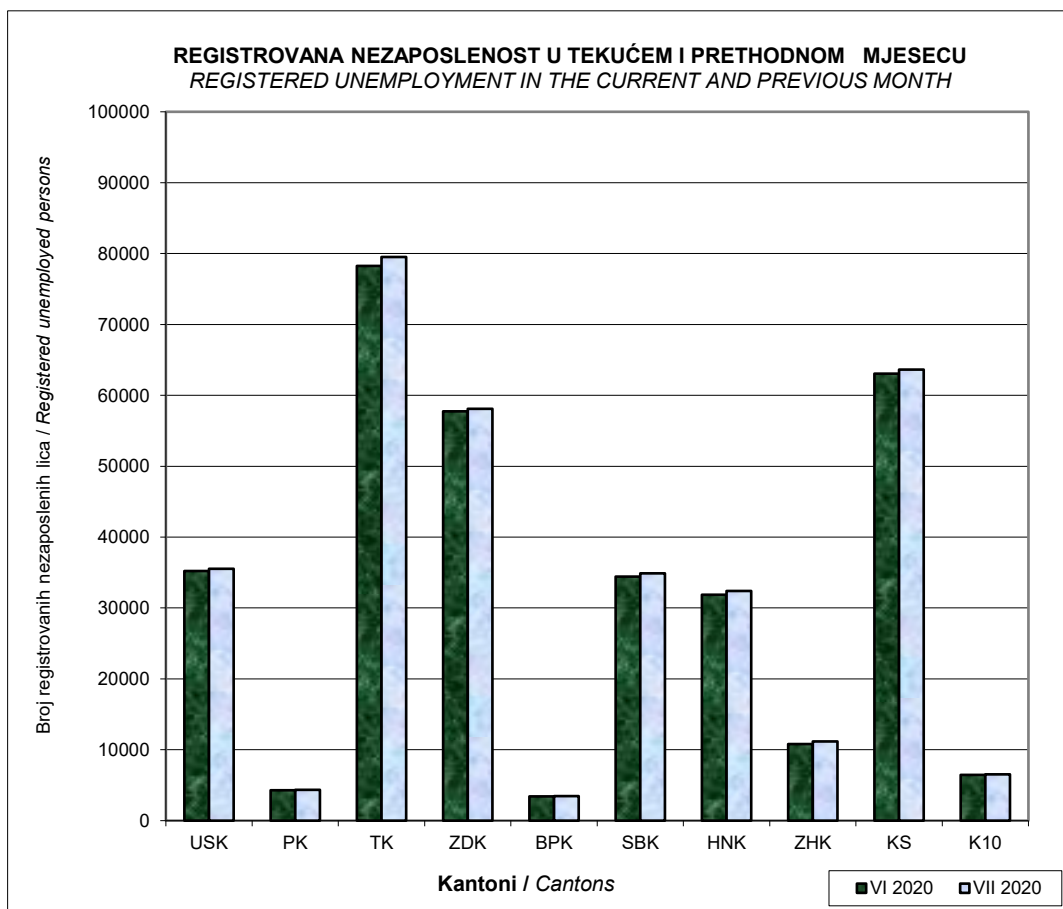
REGISTERED UNEMPLOYMENT

FBiH by canton, participation of women, indexes

Tabela V- Table V

Juli/Srpanj 2020 - July 2020

KANTONI CANTONS	UKUPNO / TOTAL		INDEX	ŽENE / WOMEN		INDEX
	VI 2020	VII 2020	<u>VII 2020</u> <u>VI 2020</u>	VI 2020	VII 2020	<u>VII 2020</u> <u>VI 2020</u>
<b>FEDERACIJA BiH - UKUPNO</b> <i>FEDERATION OF BiH - TOTAL</i>	<b>325.540</b>	<b>329.581</b>	<b>101,24</b>	<b>188.945</b>	<b>191.736</b>	<b>101,48</b>
1. Unsko-sanski	35.217	35.531	100,89	19.576	19.800	101,14
2. Posavski	4.289	4.348	101,38	2.107	2.151	102,09
3. Tuzlanski	78.257	79.515	101,61	47.917	48.646	101,52
4. Zeničko - dobojski	57.740	58.099	100,62	33.589	33.967	101,13
5. Bosansko - podrinski	3.421	3.463	101,23	1.963	1.982	100,97
6. Srednjobosanski	34.428	34.888	101,34	18.037	18.326	101,60
7. Hercegovačko - neretvanski	31.870	32.402	101,67	17.217	17.643	102,47
8. Zapadnohercegovački	10.805	11.174	103,42	6.035	6.309	104,54
9. Kanton Sarajevo	63.058	63.629	100,91	39.061	39.412	100,90
10. Kanton 10	6.455	6.532	101,19	3.443	3.500	101,66



## REGISTROVANA NEZAPOSLENOST

Po dobi, kantonima i spolu

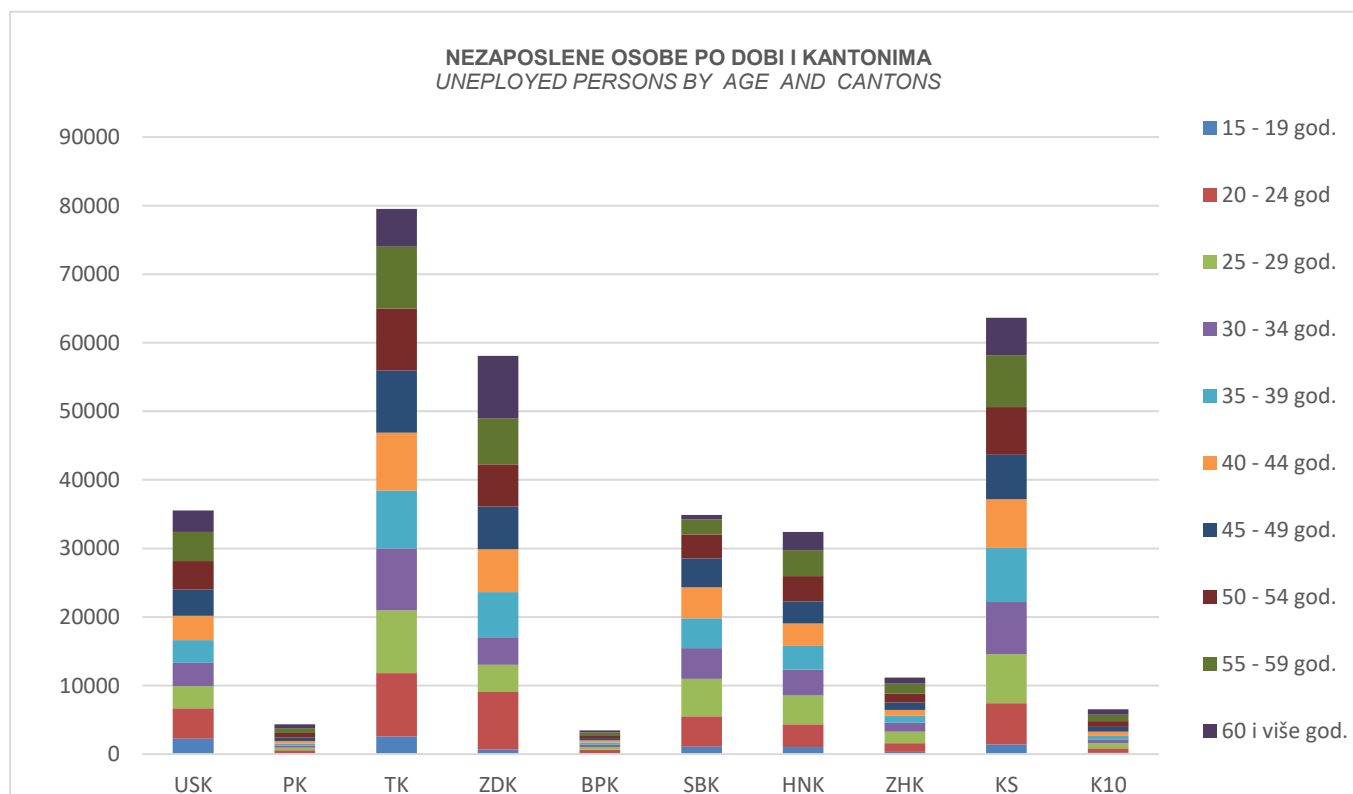
REGISTERED UNEMPLOYMENT

By age, cantons and sex

Tabela Va - Table Va

Juli/Srpanj 2020 - July 2020

Godine starosti Age	UKUPNO	KANTONI									
	TOTAL	CANTONS									
	ŽENE WOMEN	USK	PK	TK	ZDK	BPK	SBK	HNK	ZHK	KS	K10
15 - 19 god.	9.698	2.235	116	2.547	635	162	1.075	1.005	341	1.387	195
	4.322	1.094	47	1.203	253	78	521	388	123	552	63
20 - 24 god.	38.823	4.427	456	9.268	8.444	489	4.429	3.356	1.248	6.058	648
	21.122	2.584	224	5.525	4.684	230	2.316	1.560	613	3.069	317
25 - 29 god.	36.261	3.244	365	9.169	3.940	388	5.466	4.177	1.660	7.121	731
	22.363	2.045	202	6.165	2.552	220	3.016	2.382	1.040	4.323	418
30 - 34 god.	34.827	3.402	323	8.987	4.033	325	4.482	3.788	1.326	7.610	551
	23.043	2.204	187	6.335	2.688	202	3.067	2.255	813	4.952	340
35 - 39 god.	36.296	3.335	293	8.471	6.595	328	4.342	3.453	1.028	7.908	543
	23.631	2.142	180	5.881	4.491	205	2.690	2.028	641	5.046	327
40 - 44 god.	35.224	3.540	355	8.422	6.220	323	4.548	3.279	860	7.078	599
	21.915	2.072	224	5.679	3.978	185	2.553	1.809	517	4.552	346
45 - 49 god.	35.613	3.816	513	9.055	6.224	339	4.188	3.226	1.058	6.489	705
	21.238	2.150	255	5.804	3.689	212	2.078	1.803	611	4.222	414
50 - 54 god.	36.737	4.148	653	9.068	6.163	410	3.511	3.656	1.323	6.950	855
	20.717	2.221	323	5.346	3.597	239	1.234	2.043	740	4.478	496
55 - 59 god.	36.922	4.276	722	9.011	6.677	421	2.169	3.784	1.407	7.560	895
	19.208	2.016	292	4.605	3.659	228	661	1.929	756	4.660	402
60 i više god.	29.181	3.109	552	5.517	9.168	278	678	2.678	923	5.468	810
	14.178	1.273	217	2.103	4.376	183	190	1.446	455	3.558	377
UKUPNO TOTAL	329.581	35.531	4.348	79.515	58.099	3.463	34.888	32.402	11.174	63.629	6.532
	191.736	19.800	2.151	48.646	33.967	1.982	18.326	17.643	6.309	39.412	3.500



## REGISTROVANA NEZAPOSLENOST

Po dobi, stepenu obrazovanja i spolu

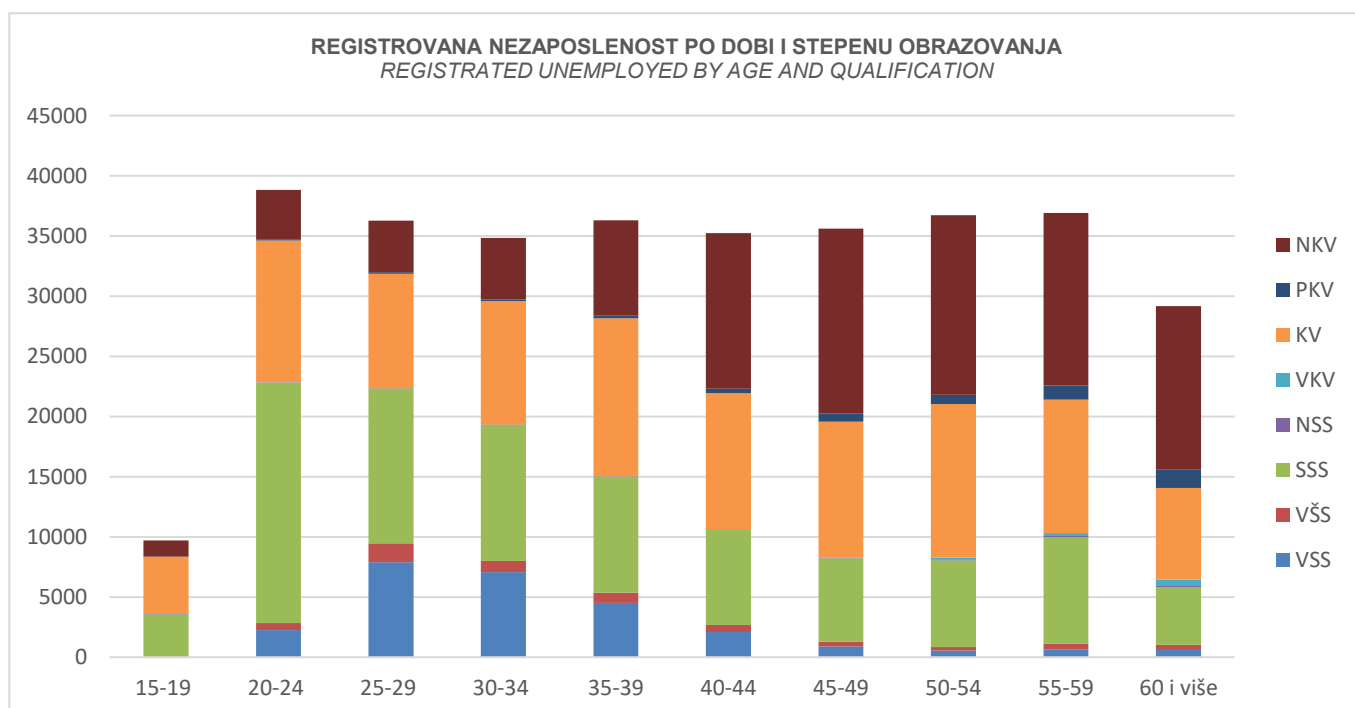
REGISTRED UNEMPLOYMENT

By cantons, qualification and sex

Tabela Vb - Table Vb

Juli/Srpanj 2020 - July 2020

Godine starosti Age	UKUPNO TOTAL ZENE WOMEN	STEPEN STRUCNOG OBRAZOVANJA QUALIFICATION							
		VSS	VŠS	SSS	NSS	VKV	KV	PKV	NKV
15 - 19 god.	9.698	0	0	3.565	4	2	4.787	18	1.322
	4.322	0	0	1.850	2	1	1.662	6	801
20 - 24 god	38.823	2.254	586	19.958	14	19	11.805	105	4.082
	21.122	1.589	418	11.179	5	7	5.373	40	2.510
25 - 29 god.	36.261	7.892	1.566	12.842	5	25	9.541	118	4.272
	22.363	5.758	1.062	7.804	2	11	5.060	58	2.607
30 - 34 god.	34.827	7.063	942	11.310	4	17	10.248	158	5.085
	23.043	5.348	589	7.580	3	11	5.894	80	3.537
35 - 39 god.	36.296	4.524	851	9.631	3	24	13.120	222	7.921
	23.631	3.417	597	6.509	2	9	7.680	122	5.295
40 - 44 god.	35.224	2.084	592	7.891	20	41	11.310	367	12.918
	21.915	1.438	419	5.373	20	12	5.916	196	8.540
45 - 49 god.	35.613	909	375	6.932	31	38	11.287	662	15.379
	21.238	540	257	5.012	30	11	5.618	377	9.392
50 - 54 god.	36.737	553	284	7.226	79	134	12.755	781	14.925
	20.717	328	190	5.006	75	23	6.158	370	8.566
55 - 59 god.	36.922	660	445	8.854	104	255	11.091	1.156	14.357
	19.208	344	250	5.906	100	40	4.037	492	8.038
60 i više god.	29.181	604	422	4.786	163	482	7.602	1.527	13.594
	14.178	224	210	2.965	157	68	2.315	596	7.643
UKUPNO TOTAL	329.581	26.543	6.064	92.995	427	1.037	103.545	5.116	93.854
	191.736	18.986	3.993	59.184	396	193	49.716	2.339	56.929



## REGISTROVANA NEZAPOSLENOST

FBiH po općinama, učešće žena, indeksi

REGISTRED UNEMPLOYMENT

FBiH by canton and municipality, participation of women, indexes

Tabela VI - Table VI

Juli/Srpanj 2020 - July 2020

KANTONI PO OPĆINAMA CANTONS BY MUNICIPALITY	UKUPNO / TOTAL		INDEX	ŽENE / WOMEN		INDEX
	VI 2020	VII 2020	$\frac{VII\ 2020}{VI\ 2020}$	VI 2020	VII 2020	$\frac{VII\ 2020}{VI\ 2020}$
<b>FEDERACIJA BiH - UKUPNO</b> FEDERATION OF BiH - TOTAL	<b>325.540</b>	<b>329.581</b>	<b>101,24</b>	<b>188.945</b>	<b>191.736</b>	<b>101,48</b>

1. UNSKO - SANSKI KANTON						
UKUPNO / TOTAL	35.217	35.531	100,89	19.576	19.800	101,14
Bihać	7.778	7.933	101,99	4.457	4.563	102,38
Bosanska Krupa	3.541	3.526	99,58	1.977	1.957	98,99
Bosanski Petrovac	813	808	99,38	444	442	99,55
Bužim	3.378	3.445	101,98	1.989	2.031	102,11
Cazin	8.414	8.585	102,03	4.473	4.600	102,84
Ključ	1.833	1.846	100,71	960	965	100,52
Sanski Most	3.460	3.469	100,26	1.772	1.786	100,79
Velika Kladaša	6.000	5.919	98,65	3.504	3.456	98,63

KANTONI PO OPĆINAMA CANTONS BY MUNICIPALITY	UKUPNO / TOTAL		INDEX	ŽENE / WOMEN		INDEX
	VI 2020	VII 2020	$\frac{VII\ 2020}{VI\ 2020}$	VI 2020	VII 2020	$\frac{VII\ 2020}{VI\ 2020}$
2. POSAVSKI KANTON						
UKUPNO / TOTAL	4.289	4.348	101,38	2.107	2.151	102,09
Domaljevac	287	281	97,91	103	102	99,03
Odžak	1.765	1.806	102,32	990	1.019	102,93
Orašje	2.237	2.261	101,07	1.014	1.030	101,58

KANTONI PO OPĆINAMA CANTONS BY MUNICIPALITY	UKUPNO / TOTAL		INDEX	ŽENE / WOMEN		INDEX
	VI 2020	VII 2020	$\frac{VII\ 2020}{VI\ 2020}$	VI 2020	VII 2020	$\frac{VII\ 2020}{VI\ 2020}$
3. TUZLANSKI KANTON						
UKUPNO / TOTAL	78.257	79.515	101,61	47.917	48.646	101,52
Banovići	4.247	4.330	101,95	3.010	3.064	101,79
Čelić	2.344	2.385	101,75	1.323	1.329	100,45
Doboj - Istok	1.941	1.974	101,70	1.288	1.310	101,71
Gračanica	7.350	7.468	101,61	4.667	4.754	101,86
Gradačac	6.574	6.776	103,07	3.671	3.791	103,27
Kalesija	6.927	6.991	100,92	4.125	4.178	101,28
Kladanj	2.358	2.372	100,59	1.450	1.465	101,03
Lukavac	8.092	8.106	100,17	5.191	5.178	99,75
Sapna	1.992	2.039	102,36	1.218	1.250	102,63
Srebrenik	7.018	7.190	102,45	4.294	4.400	102,47
Teočak	1.291	1.303	100,93	809	818	101,11
Tuzla	16.995	17.287	101,72	9.928	10.094	101,67
Živinice	11.128	11.294	101,49	6.943	7.015	101,04



(nastavak/continuation)

Juli/Srpanj 2020 - July 2020

KANTONI PO OPĆINAMA CANTONS BY MUNICIPALITY	UKUPNO / TOTAL		INDEX	ŽENE / WOMEN		INDEX
	VI 2020	VII 2020	$\frac{VII\ 2020}{VI\ 2020}$	VI 2020	VII 2020	$\frac{VII\ 2020}{VI\ 2020}$
<b>4. ZENICKO - DOBOJSKI KANTON</b>						
<b>UKUPNO / TOTAL</b>	<b>57.740</b>	<b>58.099</b>	<b>100,62</b>	<b>33.589</b>	<b>33.967</b>	<b>101,13</b>
Breza	1.728	1.724	99,77	1.172	1.174	100,17
Doboj -Jug	706	708	100,28	409	406	99,27
Kakanj	6.216	6.270	100,87	3.687	3.743	101,52
Maglaj	3.963	4.001	100,96	2.476	2.501	101,01
Olovo	1.556	1.490	95,76	816	831	101,84
Tešanj	6.021	6.112	101,51	3.234	3.280	101,42
Usora	614	624	101,63	326	329	100,92
Vareš	1.043	983	94,25	550	544	98,91
Visoko	6.490	6.501	100,17	3.766	3.772	100,16
Zavidovići	6.176	6.235	100,96	3.342	3.387	101,35
Zenica	19.072	19.214	100,74	11.399	11.527	101,12
Žepče	4.155	4.237	101,97	2.412	2.473	102,53

KANTONI PO OPĆINAMA CANTONS BY MUNICIPALITY	UKUPNO / TOTAL		INDEX	ŽENE / WOMEN		INDEX
	VI 2020	VII 2020	$\frac{VII\ 2020}{VI\ 2020}$	VI 2020	VII 2020	$\frac{VII\ 2020}{VI\ 2020}$
<b>5. BOSANSKO - PODRINJSKI KANTON</b>						
<b>UKUPNO / TOTAL</b>	<b>3.421</b>	<b>3.463</b>	<b>98,35</b>	<b>1.963</b>	<b>1.982</b>	<b>99,29</b>
Foča / Ustikolina	319	323	101,25	180	179	99,44
Goražde	2.970	3.006	101,21	1.713	1.731	101,05
Pale / Prača	132	134	101,52	70	72	102,86

62

KANTONI PO OPĆINAMA CANTONS BY MUNICIPALITY	UKUPNO / TOTAL		INDEX	ŽENE / WOMEN		INDEX
	VI 2020	VII 2020	$\frac{VII\ 2020}{VI\ 2020}$	VI 2020	VII 2020	$\frac{VII\ 2020}{VI\ 2020}$
<b>6. SREDNJOBOSANSKI KANTON</b>						
<b>UKUPNO / TOTAL</b>	<b>34.428</b>	<b>34.888</b>	<b>101,34</b>	<b>18.037</b>	<b>18.326</b>	<b>101,60</b>
Bugojno	4.876	4.926	101,03	2.584	2.617	101,28
Busovača	2.560	2.583	100,90	1.426	1.437	100,77
Dobretići	61	61	100,00	29	29	100,00
Donji Vakuf	2.345	2.397	102,22	1.129	1.165	103,19
Fojnica	1.653	1.667	100,85	939	957	101,92
Gornji Vakuf	2.489	2.533	101,77	1.234	1.253	101,54
Jajce	2.956	3.019	102,13	1.646	1.694	102,92
Kiseljak	2.045	2.072	101,32	1.128	1.137	100,80
Kreševo	551	548	99,46	351	346	98,58
Novi Travnik	3.227	3.252	100,77	1.867	1.888	101,12
Travnik	7.447	7.594	101,97	3.414	3.500	102,52
Vitez	4.218	4.236	100,43	2.290	2.303	100,57

Tabela VI - Table VI (nastavak/continuation)

Juli/Srpanj 2020 - July 2020

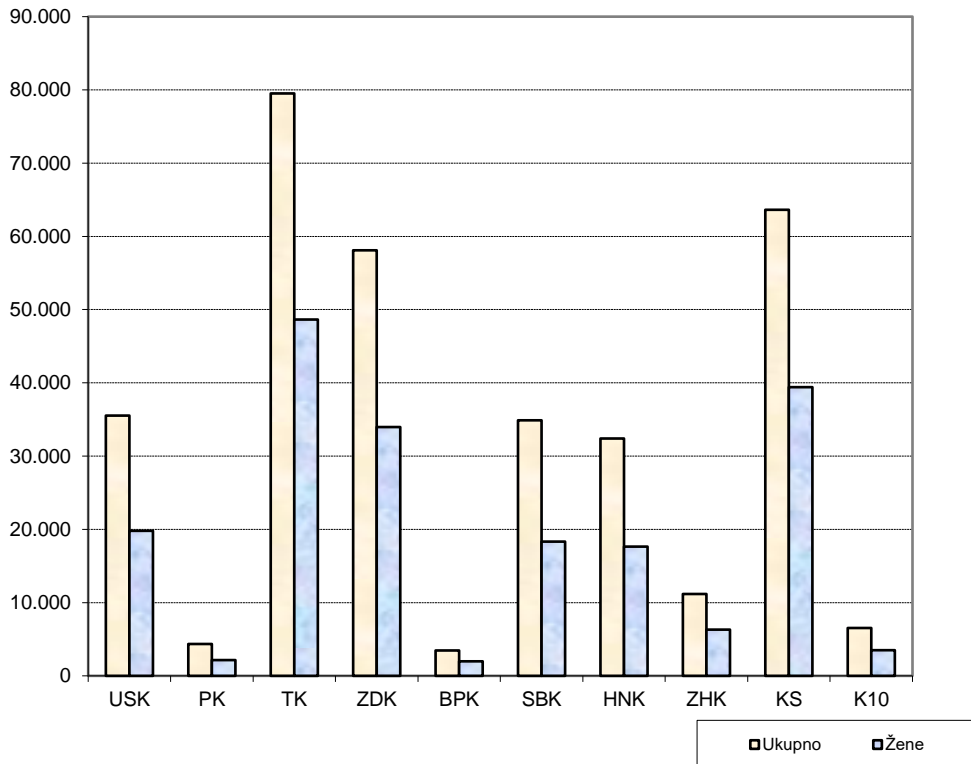
KANTONI PO OPĆINAMA CANTONS BY MUNICIPALITY	UKUPNO / TOTAL		INDEX	ŽENE / WOMEN		INDEX
	VI 2020	VII 2020	$\frac{VII\ 2020}{VI\ 2020}$	VI 2020	VII 2020	$\frac{VII\ 2020}{VI\ 2020}$
<b>7. HERCEGOVAČKO-NERETVANSKI KANTON</b>						
<b>UKUPNO / TOTAL</b>	<b>31.870</b>	<b>32.402</b>	<b>101,67</b>	<b>17.217</b>	<b>17.643</b>	<b>102,47</b>
Čapljina	3.108	3.170	101,99	1.735	1.769	101,96
Čitluk	2.877	3.029	105,28	1.612	1.699	105,40
Jablanica	2.109	2.131	101,04	1.191	1.210	101,60
Konjic	3.988	3.985	99,92	2.134	2.147	100,61
Mostar	15.763	16.001	101,51	8.483	8.714	102,72
Neum	315	293	93,02	152	143	94,08
Prozor / Rama	1.812	1.855	102,37	964	991	102,80
Ravno	37	37	100,00	17	17	100,00
Stolac	1.861	1.901	102,15	929	953	102,58

KANTONI PO OPĆINAMA CANTONS BY MUNICIPALITY	UKUPNO / TOTAL		INDEX	ŽENE / WOMEN		INDEX
	VI 2020	VII 2020	$\frac{VII\ 2020}{VI\ 2020}$	VI 2020	VII 2020	$\frac{VII\ 2020}{VI\ 2020}$
<b>8. ZAPADNOHERCEGOVAČKI KANTON</b>						
<b>UKUPNO / TOTAL</b>	<b>10.805</b>	<b>11.174</b>	<b>103,42</b>	<b>6.035</b>	<b>6.309</b>	<b>104,54</b>
Grude	1.864	1.932	103,65	989	1.044	105,56
Ljubuški	2.731	2.835	103,81	1.459	1.533	105,07
Posušje	2.351	2.430	103,36	1.301	1.359	104,46
Široki Brijeg	3.859	3.977	103,06	2.286	2.373	103,81

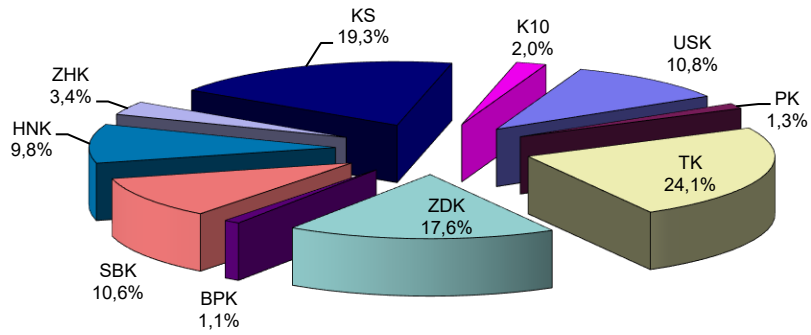
KANTONI PO OPĆINAMA CANTONS BY MUNICIPALITY	UKUPNO / TOTAL		INDEX	ŽENE / WOMEN		INDEX
	VI 2020	VII 2020	$\frac{VII\ 2020}{VI\ 2020}$	VI 2020	VII 2020	$\frac{VII\ 2020}{VI\ 2020}$
<b>9. KANTON SARAJEVO</b>						
<b>UKUPNO / TOTAL</b>	<b>63.058</b>	<b>63.629</b>	<b>100,91</b>	<b>39.061</b>	<b>39.412</b>	<b>100,90</b>
Hadžići	4.848	4.899	101,05	3.277	3.294	100,52
Iliđža	10.441	10.502	100,58	6.601	6.646	100,68
Ilijaš	4.766	4.794	100,59	3.092	3.114	100,71
Vogošća	4.821	4.855	100,71	3.141	3.170	100,92
Trnovo	474	478	100,84	297	303	102,02
<b>Grad Sarajevo</b>	<b>37.708</b>	<b>38.101</b>	<b>101,04</b>	<b>22.653</b>	<b>22.885</b>	<b>101,02</b>
Centar	7.132	7.273	101,98	4.141	4.212	101,71
Novi Grad	17.207	17.308	100,59	10.657	10.733	100,71
Novo Sarajevo	7.662	7.765	101,34	4.582	4.642	101,31
Stari Grad	5.707	5.755	100,84	3.273	3.298	100,76

KANTONI PO OPĆINAMA CANTONS BY MUNICIPALITY	UKUPNO / TOTAL		INDEX	ŽENE / WOMEN		INDEX
	VI 2020	VII 2020	$\frac{VII\ 2020}{VI\ 2020}$	VI 2020	VII 2020	$\frac{VII\ 2020}{VI\ 2020}$
<b>10. KANTON 10</b>						
<b>UKUPNO / TOTAL</b>	<b>6.455</b>	<b>6.532</b>	<b>101,19</b>	<b>3.443</b>	<b>3.500</b>	<b>101,66</b>
Drvar	884	876	99,10	444	438	98,65
Glamoč	417	417	100,00	208	204	98,08
Grahovo	228	226	99,12	78	77	98,72
Kupres	310	309	99,68	214	214	100,00
Livno	2.614	2.654	101,53	1.419	1.450	102,18
Tomislavgrad	2.002	2.050	102,40	1.080	1.117	103,43


**REGISTROVANA NEZAPOSLENA LICA PO KANTONIMA**  
*REGISTERED UNEMPLOYED PERSONS BY CANTONS*



**RASPODJELA REGISTROVANE NEZAPOSLENOSTI PO KANTONIMA**  
*ALLOTMENT OF REGISTERED UNEMPLOYMENT BY CANTONS*



**RASPODJELA REGISTROVANE NEZAPOSLENOSTI PO SPOLU**  
*ALLOTMENT OF REGISTERED UNEMPLOYMENT BY SEX*



**PREGLED BROJA REGISTROVANIH NEZAPOSLENIH OSOBA PO OPĆINAMA**

Po kvalifikacionoj strukturi

*REVIEW OF THE REGISTERED UNEMPLOYED PERSONS BY MUNICIPALITIES*

*By qualification*

**Tabela VII - Table VII**

Juli/Srpanj 2020 - July 2020

KANTONI PO OPĆINAMA CANTONS BY MUNICIPALITY	UKUPNO TOTAL	STEPEN STRUČNOG OBRAZOVANJA / QUALIFICATION							
		VSS	VŠS	SSS	NSS	VKV	KV	PKV	NKV
<b>FEDERACIJA BiH - UKUPNO</b> <i>FEDERATION OF BIH - TOTAL</i>	<b>329.581</b>	<b>26.543</b>	<b>6.064</b>	<b>92.995</b>	<b>427</b>	<b>1.037</b>	<b>103.545</b>	<b>5.116</b>	<b>93.854</b>
<b>ZENE - UKUPNO</b> <i>WOMEN - TOTAL</i>	<b>191.736</b>	<b>18.986</b>	<b>3.993</b>	<b>59.184</b>	<b>396</b>	<b>193</b>	<b>49.716</b>	<b>2.339</b>	<b>56.929</b>

**1. UNSKO - SANSKI KANTON**

<b>UKUPNO / TOTAL</b>	<b>35.531</b>	<b>1.792</b>	<b>319</b>	<b>8.148</b>	<b>40</b>	<b>86</b>	<b>10.023</b>	<b>1.040</b>	<b>14.083</b>
Bihać	7.933	686	146	2.511	23	22	1.957	329	2.259
Bosanska Krupa	3.526	187	34	896	12	5	909	103	1.380
Bosanski Petrovac	808	32	8	179	0	3	315	13	258
Bužim	3.445	143	23	580	0	1	782	90	1.826
Cazin	8.585	381	56	1.831	3	10	2.614	192	3.498
Ključ	1.846	71	17	392	2	4	683	50	627
Sanski Most	3.469	129	18	811	0	35	1.200	95	1.181
Velika Kladuša	5.919	163	17	948	0	6	1.563	168	3.054

<b>Žene / Women</b>	<b>19.800</b>	<b>1.315</b>	<b>203</b>	<b>5.296</b>	<b>35</b>	<b>10</b>	<b>4.597</b>	<b>317</b>	<b>8.027</b>
Bihać	4.563	499	101	1.599	20	2	882	115	1.345
Bosanska Krupa	1.957	137	26	604	11	0	382	24	773
Bosanski Petrovac	442	20	4	114	0	0	157	9	138
Bužim	2.031	115	16	373	0	0	371	23	1.133
Cazin	4.600	283	27	1.172	2	3	1.180	55	1.878
Ključ	965	46	8	243	2	2	331	9	324
Sanski Most	1.786	96	13	510	0	3	518	28	618
Velika Kladuša	3.456	119	8	681	0	0	776	54	1.818

**2. POSAVSKI KANTON**

<b>UKUPNO / TOTAL</b>	<b>4.348</b>	<b>146</b>	<b>132</b>	<b>1.108</b>	<b>0</b>	<b>2</b>	<b>1.270</b>	<b>311</b>	<b>1.379</b>
Domaljevac	281	6	13	54	0	0	76	6	126
Odžak	1.806	59	19	516	0	1	629	282	300
Orašje	2.261	81	100	538	0	1	565	23	953

<b>Žene / Women</b>	<b>2.151</b>	<b>93</b>	<b>80</b>	<b>656</b>	<b>0</b>	<b>1</b>	<b>537</b>	<b>186</b>	<b>598</b>
Domaljevac	102	3	5	27	0	0	20	5	42
Odžak	1.019	39	12	336	0	1	296	169	166
Orašje	1.030	51	63	293	0	0	221	12	390

**3. TUZLANSKI KANTON**

<b>UKUPNO / TOTAL</b>	<b>79.515</b>	<b>5.596</b>	<b>344</b>	<b>22.846</b>	<b>21</b>	<b>226</b>	<b>24.541</b>	<b>1.032</b>	<b>24.909</b>
Banovići	4.330	409	15	1.376	0	7	1.373	26	1.124
Čelić	2.385	59	2	427	0	0	576	35	1.286
Doboj - Istok	1.974	107	9	439	0	3	738	20	658
Gračanica	7.468	445	35	1.657	0	21	2.953	129	2.228
Gradačac	6.776	385	16	1.726	0	22	1.966	190	2.471
Kalesija	6.991	292	28	1.798	4	4	2.151	44	2.670
Kladanj	2.372	113	20	662	1	1	721	13	841
Lukavac	8.106	585	46	2.875	0	38	2.380	90	2.092
Sapna	2.039	68	1	431	0	1	355	2	1.181
Srebrenik	7.190	443	13	1.727	0	15	2.615	140	2.237
Teočak	1.303	40	0	314	0	2	322	18	607
Tuzla	17.287	1.974	124	5.985	11	85	4.979	216	3.913
Živinice	11.294	676	35	3.429	5	27	3.412	109	3.601

KANTONI PO OPĆINAMA CANTONS BY MUNICIPALITY	UKUPNO TOTAL	STEPEN STRUČNOG OBRAZOVANJA / QUALIFICATION								
		VSS	VŠS	SSS	NSS	VKV	KV	PKV	NKV	
<b>3. TUZLANSKI KANTON</b>										
<b>Žene / Women</b>	<b>48.646</b>	<b>4.054</b>	<b>231</b>	<b>15.662</b>	<b>10</b>	<b>39</b>	<b>12.559</b>	<b>473</b>	<b>15.618</b>	
Banovići	3.064	287	12	1.044	0	0	854	19	848	
Čelić	1.329	37	1	281	0	0	220	21	769	
Doboj - Istok	1.310	76	7	340	0	1	426	6	454	
Gračanica	4.754	330	23	1.199	0	0	1.765	27	1.410	
Gradačac	3.791	288	14	1.220	0	6	866	77	1.320	
Kalesija	4.178	215	22	1.232	2	0	1.001	15	1.691	
Kladanj	1.465	78	9	444	0	0	343	1	590	
Lukavac	5.178	426	35	2.011	0	4	1.324	55	1.323	
Sapna	1.250	42	1	289	0	0	109	2	807	
Srebrenik	4.400	330	9	1.199	0	3	1.477	46	1.336	
Teočak	818	30	0	231	0	0	145	6	406	
Tuzla	10.094	1.407	73	3.832	5	23	2.330	138	2.286	
Živinice	7.015	508	25	2.340	3	2	1.699	60	2.378	

<b>4. ZENICKO - DOBOJSKI KANTON</b>										
<b>UKUPNO / TOTAL</b>	<b>58.099</b>	<b>3.626</b>	<b>258</b>	<b>14.518</b>	<b>107</b>	<b>267</b>	<b>21.264</b>	<b>1.445</b>	<b>16.614</b>	
Breza	1.724	134	10	652	2	2	526	33	365	
Doboj -Jug	708	29	1	174	0	3	268	10	223	
Kakanj	6.270	511	30	1.486	0	28	2.396	156	1.663	
Maglaj	4.001	178	10	747	0	12	1.365	117	1.572	
Olovo	1.490	84	4	493	0	2	402	8	497	
Tešanj	6.112	323	19	1.318	6	34	2.340	158	1.914	
Usora	624	17	2	124	0	3	267	12	199	
Vareš	983	43	3	299	7	3	340	13	275	
Visoko	6.501	476	37	1.530	0	11	2.575	40	1.832	
Zavidovići	6.235	307	23	1.583	2	19	2.396	126	1.779	
Zenica	19.214	1.373	107	5.127	90	136	6.820	591	4.970	
Žepče	4.237	151	12	985	0	14	1.569	181	1.325	
<b>Žene / Women</b>	<b>33.967</b>	<b>2.543</b>	<b>173</b>	<b>9.560</b>	<b>98</b>	<b>43</b>	<b>10.645</b>	<b>651</b>	<b>10.254</b>	
Breza	1.174	96	8	453	1	0	317	30	269	
Doboj -Jug	406	22	0	124	0	0	128	4	128	
Kakanj	3.743	372	25	985	0	1	1.255	78	1.027	
Maglaj	2.501	119	4	511	0	2	709	54	1.102	
Olovo	831	49	3	274	0	1	191	2	311	
Tešanj	3.280	231	12	853	6	5	1.108	45	1.020	
Usora	329	11	2	67	0	0	125	7	117	
Vareš	544	21	2	186	7	0	139	3	186	
Visoko	3.772	343	25	1.014	0	0	1.347	24	1.019	
Zavidovići	3.387	192	15	991	0	3	1.125	42	1.019	
Zenica	11.527	983	69	3.406	84	30	3.445	271	3.239	
Žepče	2.473	104	8	696	0	1	756	91	817	

<b>5. BOSANSKO - PODRINJSKI KANTON</b>										
<b>UKUPNO / TOTAL</b>	<b>3.463</b>	<b>289</b>	<b>16</b>	<b>1.023</b>	<b>5</b>	<b>6</b>	<b>1.019</b>	<b>20</b>	<b>1.085</b>	
Foča / Ustikolina	323	15	0	65	0	0	98	1	144	
Goražde	3.006	270	16	935	4	6	881	18	876	
Pale / Prača	134	4	0	23	1	0	40	1	65	

KANTONI PO OPĆINAMA CANTONS BY MUNICIPALITY	STEPEN STRUČNOG OBRAZOVANJA / QUALIFICATION								
	UKUPNO TOTAL	VSS	VŠS	SSS	NSS	VKV	KV	PKV	NKV
<b>5. BOSANSKO - PODRINJSKI KANTON</b>									
<b>Žene / Women</b>	<b>1.982</b>	<b>208</b>	<b>10</b>	<b>596</b>	<b>3</b>	<b>3</b>	<b>460</b>	<b>16</b>	<b>686</b>
Foča / Ustikolina	179	11	0	38	0	0	42	1	87
Goražde	1.731	194	10	548	3	3	399	15	559
Pale / Prača	72	3	0	10	0	0	19	0	40

<b>6. SREDNJOBOSANSKI KANTON</b>									
<b>UKUPNO / TOTAL</b>	<b>34.888</b>	<b>1.071</b>	<b>1.515</b>	<b>9.132</b>	<b>0</b>	<b>115</b>	<b>12.125</b>	<b>360</b>	<b>10.570</b>
Bugojno	4.926	191	213	1.185	0	6	1.807	16	1.508
Busovača	2.583	45	89	813	0	10	923	55	648
Dobretići	61	0	0	10	0	0	11	2	38
Donji Vakuf	2.397	114	59	602	0	1	935	8	678
Fojnica	1.667	32	82	478	0	2	478	23	572
Gornji Vakuf	2.533	86	115	598	0	1	985	2	746
Jajce	3.019	74	96	706	0	11	1.090	53	989
Kiseljak	2.072	55	86	603	0	2	816	24	486
Kreševo	548	19	23	174	0	1	193	0	138
Novi Travnik	3.252	83	182	802	0	27	1.076	51	1.031
Travnik	7.594	227	415	1.961	0	20	2.295	75	2.601
Vitez	4.236	145	155	1.200	0	34	1.516	51	1.135
<b>Žene / Women</b>	<b>18.326</b>	<b>746</b>	<b>987</b>	<b>5.578</b>	<b>0</b>	<b>7</b>	<b>5.101</b>	<b>170</b>	<b>5.737</b>
Bugojno	2.617	136	140	727	0	0	795	7	812
Busovača	1.437	31	62	536	0	0	427	17	364
Dobretići	29	0	0	5	0	0	4	2	18
Donji Vakuf	1.165	75	41	349	0	0	405	0	295
Fojnica	957	23	51	291	0	1	195	8	388
Gornji Vakuf	1.253	52	63	368	0	0	409	1	360
Jajce	1.694	46	72	443	0	1	513	32	587
Kiseljak	1.137	44	63	396	0	1	397	12	224
Kreševo	346	13	15	137	0	0	86	0	95
Novi Travnik	1.888	50	114	546	0	1	464	32	681
Travnik	3.500	165	260	1.038	0	1	727	26	1.283
Vitez	2.303	111	106	742	0	2	679	33	630

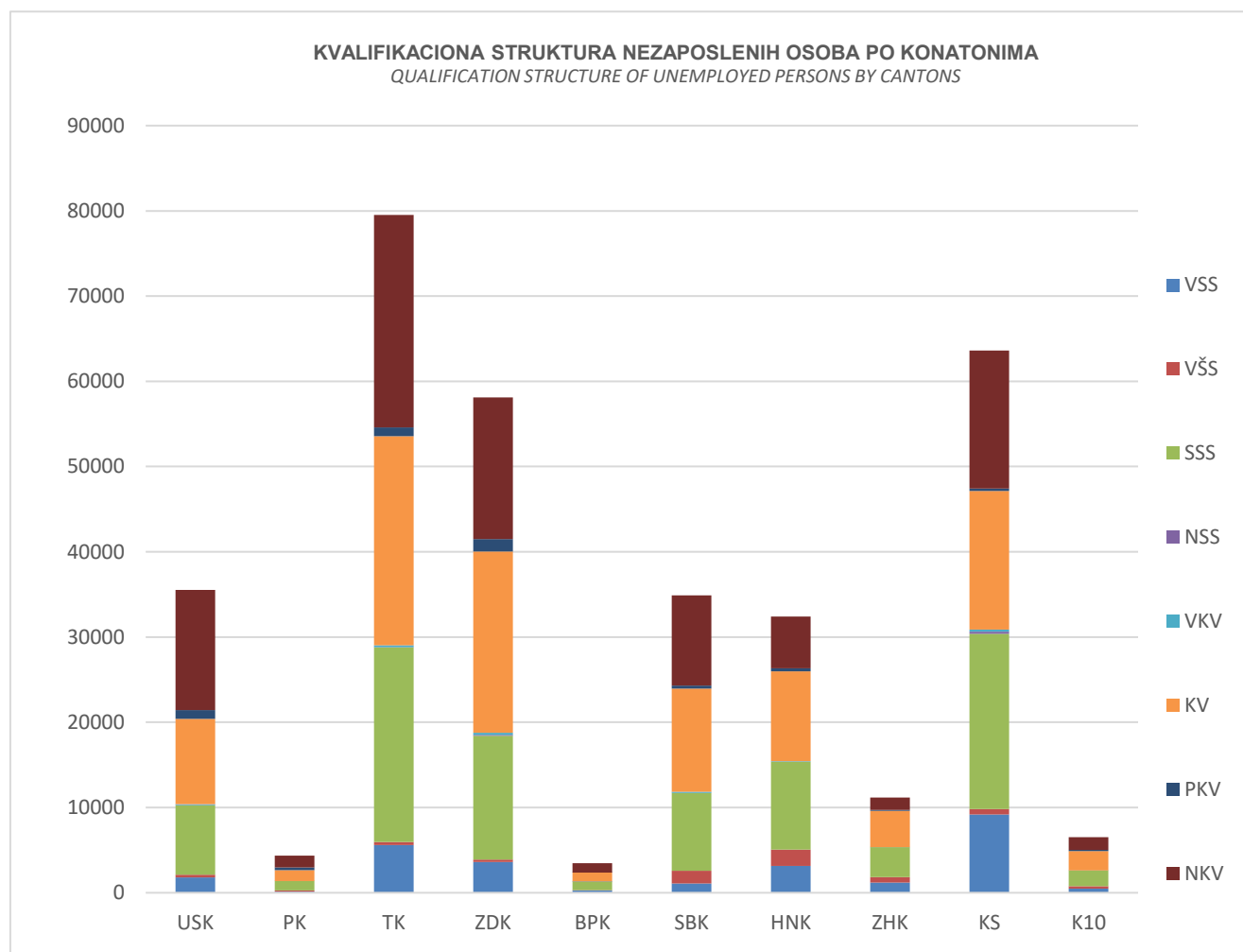
<b>7. HERCEGOVAČKO-NERETVANSKI KANTON</b>									
<b>UKUPNO / TOTAL</b>	<b>32.402</b>	<b>3.136</b>	<b>1.939</b>	<b>10.301</b>	<b>0</b>	<b>68</b>	<b>10.519</b>	<b>375</b>	<b>6.064</b>
Čapljina	3.170	282	160	1.032	0	14	1.127	53	502
Čitluk	3.029	321	168	1.112	0	4	1.178	8	238
Jablanica	2.131	179	84	651	0	2	728	45	442
Konjic	3.985	196	263	964	0	8	1.231	18	1.305
Mostar	16.001	1.875	1.095	5.472	0	32	4.662	216	2.649
Neum	293	29	14	102	0	0	109	1	38
Prozor / Rama	1.855	99	64	433	0	2	729	18	510
Ravno	37	2	2	11	0	0	14	0	8
Stolac	1.901	153	89	524	0	6	741	16	372

KANTONI PO OPĆINAMA CANTONS BY MUNICIPALITY	STEPEN STRUČNOG OBRAZOVANJA								
	UKUPNO TOTAL	VSS	VŠS	SSS	NSS	VKV	KV	PKV	NKV
<b>7. HERCEGOVAČKO-NERETVANSKI KANTON</b>									
<b>Žene / Women</b>	<b>17.643</b>	<b>2.326</b>	<b>1.294</b>	<b>5.700</b>	<b>0</b>	<b>10</b>	<b>4.657</b>	<b>214</b>	<b>3.442</b>
Čapljina	1.769	189	125	590	0	6	568	32	259
Čitluk	1.699	247	111	634	0	1	572	6	128
Jablanica	1.210	139	56	406	0	0	304	25	280
Konjic	2.147	147	174	531	0	0	553	4	738
Mostar	8.714	1.398	709	2.955	0	2	1.959	127	1.564
Neum	143	20	8	51	0	0	51	1	12
Prozor / Rama	991	70	45	274	0	1	351	9	241
Ravno	17	2	1	5	0	0	6	0	3
Stolac	953	114	65	254	0	0	293	10	217

<b>8. ZAPADNOHERCEGOVAČKI KANTON</b>									
<b>UKUPNO / TOTAL</b>	<b>11.174</b>	<b>1.199</b>	<b>625</b>	<b>3.521</b>	<b>0</b>	<b>13</b>	<b>4.241</b>	<b>134</b>	<b>1.441</b>
Grude	1.932	189	146	621	0	2	702	29	243
Ljubuški	2.835	322	126	755	0	0	1.159	22	451
Posušje	2.430	220	151	834	0	5	785	38	397
Široki Brijeg	3.977	468	202	1.311	0	6	1.595	45	350
<b>Žene / Women</b>	<b>6.309</b>	<b>890</b>	<b>425</b>	<b>2.102</b>	<b>0</b>	<b>10</b>	<b>2.084</b>	<b>83</b>	<b>715</b>
Grude	1.044	141	102	357	0	2	317	17	108
Ljubuški	1.533	233	83	452	0	0	562	13	190
Posušje	1.359	166	107	483	0	2	367	22	212
Široki Brijeg	2.373	350	133	810	0	6	838	31	205

<b>9. KANTON SARAJEVO</b>									
<b>UKUPNO / TOTAL</b>	<b>63.629</b>	<b>9.201</b>	<b>625</b>	<b>20.550</b>	<b>254</b>	<b>252</b>	<b>16.268</b>	<b>276</b>	<b>16.203</b>
Hadžići	4.899	308	20	1.295	1	9	1.497	18	1.751
Ilidža	10.502	1.319	95	3.313	50	46	2.770	77	2.832
Ilijaš	4.794	318	9	1.188	13	11	1.390	24	1.841
Vogošća	4.855	559	35	1.570	14	14	1.290	18	1.355
Trnovo	478	37	2	124	1	2	112	0	200
<b>Grad Sarajevo</b>	<b>38.101</b>	<b>6.660</b>	<b>464</b>	<b>13.060</b>	<b>175</b>	<b>170</b>	<b>9.209</b>	<b>139</b>	<b>8.224</b>
Centar	7.273	1.579	121	2.478	32	26	1.480	29	1.528
Novi Grad	17.308	2.537	156	5.679	79	94	4.582	59	4.122
Novo Sarajevo	7.765	1.708	128	2.841	37	29	1.635	33	1.354
Stari Grad	5.755	836	59	2.062	27	21	1.512	18	1.220
<b>Žene / Women</b>	<b>39.412</b>	<b>6.487</b>	<b>426</b>	<b>12.938</b>	<b>250</b>	<b>70</b>	<b>8.008</b>	<b>152</b>	<b>11.081</b>
Hadžići	3.294	247	15	895	1	2	811	11	1.312
Ilidža	6.646	960	64	2.169	49	10	1.406	46	1.942
Ilijaš	3.114	235	4	783	13	2	778	18	1.281
Vogošća	3.170	402	24	1.022	14	1	689	7	1.011
Trnovo	303	27	1	71	1	0	45	0	158
<b>Grad Sarajevo</b>	<b>22.885</b>	<b>4.616</b>	<b>318</b>	<b>7.998</b>	<b>172</b>	<b>55</b>	<b>4.279</b>	<b>70</b>	<b>5.377</b>
Centar	4.212	1.041	85	1.480	31	6	649	13	907
Novi Grad	10.733	1.837	107	3.611	79	35	2.175	31	2.858
Novo Sarajevo	4.642	1.150	83	1.687	35	9	799	17	862
Stari Grad	3.298	588	43	1.220	27	5	656	9	750

KANTONI PO OPĆINAMA CANTONS BY MUNICIPALITY	STEPEN STRUČNOG OBRAZOVANJA / QUALIFICATION								
	UKUPNO TOTAL	VSS	VŠS	SSS	NSS	VKV	KV	PKV	NKV
<b>10. KANTON 10</b>									
<b>UKUPNO / TOTAL</b>	<b>6.532</b>	<b>487</b>	<b>291</b>	<b>1.848</b>	<b>0</b>	<b>2</b>	<b>2.275</b>	<b>123</b>	<b>1.506</b>
Drvar	876	34	11	277	0	0	355	1	198
Glamoč	417	16	15	147	0	0	118	3	118
Grahovo	226	7	6	62	0	0	72	0	79
Kupres	309	16	22	103	0	0	80	5	83
Livno	2.654	219	141	719	0	1	899	70	605
Tomislavgrad	2.050	195	96	540	0	1	751	44	423
<b>Žene / Women</b>	<b>3.500</b>	<b>324</b>	<b>164</b>	<b>1.096</b>	<b>0</b>	<b>0</b>	<b>1.068</b>	<b>77</b>	<b>771</b>
Drvar	438	20	6	167	0	0	133	1	111
Glamoč	204	7	10	72	0	0	55	3	57
Grahovo	77	4	2	21	0	0	19	0	31
Kupres	214	12	13	84	0	0	51	3	51
Livno	1.450	148	81	427	0	0	439	49	306
Tomislavgrad	1.117	133	52	325	0	0	371	21	215





**NAJBROJNIJA ZANIMANJA PO STRUČNOJ SPREMI**  
PROFESSIONS BY LEVEL OF EDUCATION

Tabela VIII - Table VIII

Juli/Srpanj 2020 - July 2020

KANTON	VSS	UKUPNO	ŽENA	VŠS	UKUPNO	ŽENA	SSS	UKUPNO	ŽENA	KV I VKV	UKUPNO	ŽENA
USK	Ekonomista	254	128	Ekonomista	100	41	Ekonomski tehničar	1161	845	Prodavač	2123	1515
	Pravnik	197	95	Inž.tekstilne tehnol.	34	13	Maturant gimnazije	971	629	Automehaničar	832	513
	Medicinska sestra	142	61	Učitelj predšk.djece	22	10	Mašinski tehničar	939	589	Krojač	758	485
	Prof.razr.nastave	89	34	Medicinska sestra	21	7	Medicinska sestra	728	464	Kuhar	675	429
	Prof.engl.jezika	88	38	Inž.drvene tehnol.	17	7	Poljopriv. tehničar	508	267	Bravar	596	341
PK	Ekonomista	21	13	Ekonomista	20	16	Komercijalist	122	72	Prodavač	236	167
	Razredni učitelj	13	13	Informatičar	15	6	Medicinska sestra	108	79	Bravar	183	1
	Pravnik	9	6	Pravnik	11	6	Ekonomista	104	83	Automehaničar	141	1
	Informatičar	7	0	Socijalni radnik	8	7	Poljopriv. tehničar	96	51	Frizer	114	98
	Građevinski inženjer	6	1	Razredni učitelj	6	6	Administrat.službenik	77	46	Šivač tekstila	77	59
TK	Ekonomista	765	553	Nast.razr.nastave	65	60	Maturant gimnazije	2.434	1.768	Prodavač	4.952	4.608
	Pravnik	675	500	Ekonomista	45	28	Medicinska sestra	2.311	1.734	Frizer	1.395	1.346
	Prof.razr.nastave	224	209	Pravnik	31	26	Ekonomski tehničar	2.304	1.970	Automehaničar	1.344	15
	Pedagog	211	191	Ekonom.službenik	16	9	Mašinski tehničar	2.186	851	Bravar	1.343	28
	Prof.bosan.jezika	189	169	Socijalni radnik	11	9	Hemijski tehničar	982	825	Kuhar	1.291	955
ZDK	Pravnik	516	383	Ekonomista	82	55	Ekonomski tehničar	2601	2111	Prodavač	3331	2954
	Ekonomista	462	323	Pravnik	34	26	Maturant gimnazije	1995	1426	Frizer	2094	1994
	Mašinski inženjer	178	69	Učitelj predšk.djece	14	13	Mašinski tehničar	1102	466	Bravar	1315	50
	Prof.razr.nastave	154	144	Građevin.inženjer	10	7	Medicinska sestra	1043	812	Kuhar	1115	889
	Prof.engl.jezika	149	119	Nast.razr.nastave	9	6	Tekstilni tehničar	522	446	Automehaničar	930	10
BPK	Pravnik	46	37	Nast.predšk.odgoja	4	3	Ekonomski tehničar	148	107	Prodavač	144	127
	Inž.mašinstva	31	17	Nast.hist.i geografije	3	3	Mašinski tehničar	136	60	Krojač	142	110
	Menadžer	24	17	Pravnik	2	1	Poljopr.tehničar	133	76	Vozač	70	2
	Inž.poljop.nauka	14	8	Nast.biol.i hemije	2	1	Admin.službenik	115	69	Hemičar	66	57
	Psiholog	13	13	Građevinski inženjer	2	0	Hemijski tehničar	95	76	Frizer	66	52
SBK	Ekonomist	139	91	Ekonomist	295	196	Maturant gimnazije	1635	857	Prodavač	2598	1842
	Pravnik	119	71	Pravnik	54	34	Ekonomski tehnič	1727	1287	Konfektionar	567	485
	Inženjer poljopr	42	23	Razredni učitelj	35	15	Mašinski tehnič	845	422	Stolar	382	62
	Prof.engl.jezika	45	21	In.prehr.tehn.	32	8	Elektrotehničar	144	22	Bravar	957	29
	Socijalni radnik	41	20	Saobr.inženjer	34	5	Medicinski tehničar	869	627	Mašinbravar	135	2
HNK	Pravnik	387	297	Ekonom.službenik	234	159	Ekonomski tehničar	1.813	1.260	Prodavač	1.972	1.583
	Ekonomist	256	179	Pravnik	154	107	Maturant gimnazije	1.680	1070	Frizer za žene	918	871
	Prof.engl.jezika	214	180	Učitelj predšk.djece	68	67	Strojarski tehničar	843	258	Kuhar	791	482
	Prof.razr.nastave	159	153	Građevin.inženjer	59	28	Turistički animator	543	337	Bravar	743	11
	Inž.agronom	129	80	Razredni učitelj	55	52	Elektrotehničar	522	92	Automehaničar	689	2
ZHK	Ekonomist	188	133	Ekonomist	164	115	Mat.gimnazije	678	403	Trgovac	1232	951
	Pravnik	119	81	Pravnik	48	34	Ekonomski tehničar	913	649	Frizer	341	306
	Prof.hrvat.jezika	84	78	Razredni učitelj	31	27	Strojarski tehničar	339	137	Bravar	323	22
	Prof.engl.jezika	73	61	Učitelj predšk.djece	32	32	Elektrotehničar	191	42	Metalotokar	310	43
	Pedagog	89	86	Fizioterapeut	20	16	Tehn.cestov.prometa	95	41	Automehaničar	270	3
KS	Ekonomista	1.344	882	Ekonomista	199	128	Maturant gimnazije	3.537	2.372	Prodavač	3.187	2.668
	Pravnik	1035	752	Pravnik	100	78	Ekonomski tehničar	2.216	1.836	Frizer-vlasuljar	999	924
	Socijalni radnik	429	393	Nast.predšk.vaspit.	40	39	Mašinski tehničar	1.780	642	Vozač motor.vozila	908	20
	Politolog	359	217	Građevinski inženjer	28	12	Tekstilni tehničar	737	607	Automehaničar	826	6
	Novinar	307	251	Nast.razr.nastave	24	22	Medicinska sestra	708	556	Bravar	613	33
K10	Ekonomista	63	38	Ekonomista	30	20	gimnazija	382	235	Prodavač	385	312
	Pravnik	48	26	Pravnik	13	9	Ekonomski tehničar	195	163	Elektromehaničar	217	47
	Učitelj	38	36	Inž.agronom/poljopr.	9	5	Stojarski tehničar	120	46	Automehaničar	170	1
	Pedagog	34	32	Inž.tekstil.tehnol.	11	6	Ekonomist	113	80	Bravar	166	10
	Socijalni radnik	27	23	Nast.predšk.odgoja	4	4	Šumarski tehničar	90	23	Kemijski laborant	139	128

## MATERIJALNA I SOCIJALNA SIGURNOST NEZAPOSLENIH

Korisnici novčane naknade i zdravstvenog osiguranja - učešće žena, indeksi ( FBiH po kantonima/županijama )

### MATERIAL AND SOCIAL SECURITY OF THE UNEMPLOYED

*Beneficiaries of unemployment benefits and health insurances - participation of women, indexes (FBiH by canton)*

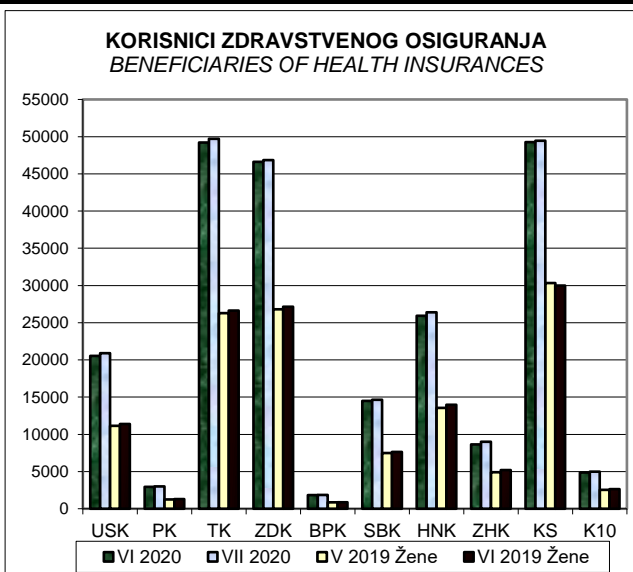
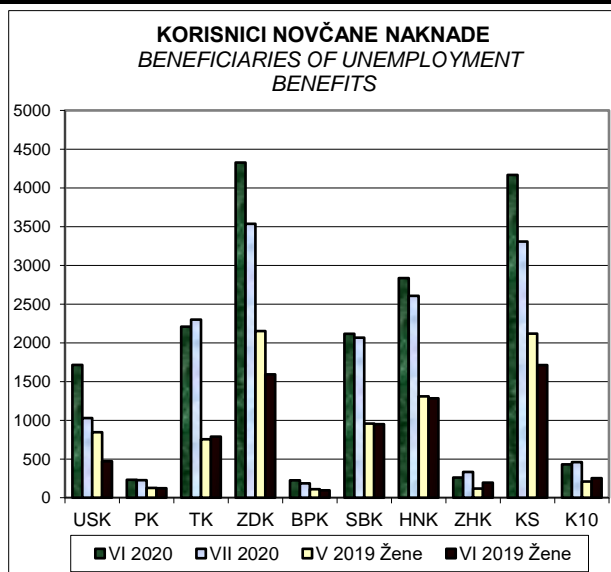
Tabela IX - Table IX

Juli/Srpanj 2020 - July 2020

<b>Korisnici novčane naknade</b> <i>Beneficiaries of unemployment benefits</i>						
KANTONI CANTONS	UKUPNO/Total			ŽENE/Women		
	VI 2020	VII 2020	VII 2020 VI 2020	VI 2020	VII 2020	VII 2020 VI 2020
1. Unsko - sanski	1.714	1.028	59,98	844	470	55,69
2. Posavski	231	226	97,84	124	122	98,39
3. Tuzlanski	2.208	2.299	104,12	753	788	104,65
4. Zeničko - dobojski	4.327	3.536	81,72	2.153	1.592	73,94
5. Bosansko - podrinjski	224	185	82,59	110	95	86,36
6. Srednjobosanski	2.116	2.066	97,64	956	949	99,27
7. Hercegovačko-neretvanski	2.835	2.606	91,92	1.308	1.283	98,09
8. Zapadnohercegovački	260	332	127,69	116	194	167,24
9. Kanton Sarajevo	4.167	3.307	79,36	2.119	1.712	80,79
10. Kanton 10	430	459	106,74	210	252	120,00
<b>FEDERACIJA BiH - UKUPNO</b> <i>FEDERATION OF BiH - TOTAL</i>	<b>18.512</b>	<b>16.044</b>	<b>86,67</b>	<b>8.693</b>	<b>7.457</b>	<b>85,78</b>

<b>Korisnici zdravstvenog osiguranja</b> <i>Beneficiaries of health insurances</i>						
KANTONI CANTONS	UKUPNO/Total			ŽENE/Women		
	VI 2020	VII 2020	VII 2020 VI 2020	VI 2020	VII 2020	VII 2020 VI 2020
1. Unsko - sanski	20.538	20.902	101,77	11.127	11.386	102,33
2. Posavski	2.938	2.997	102,01	1.251	1.295	103,52
3. Tuzlanski	49.215	49.715	101,02	26.306	26.628	101,22
4. Zeničko - dobojski	46.616	46.852	100,51	26.806	27.143	101,26
5. Bosansko - podrinjski	1.831	1.852	101,15	849	867	102,12
6. Srednjobosanski	14.490	14.642	101,05	7.467	7.632	102,21
7. Hercegovačko-neretvanski	25.928	26.397	101,81	13.561	13.969	103,01
8. Zapadnohercegovački	8.640	8.999	104,16	4.920	5.195	105,59
9. Kanton Sarajevo	49.266	49.454	100,38	30.347	29.988	98,82
10. Kanton 10	4.866	4.980	102,34	2.558	2.633	102,93
<b>FEDERACIJA BiH - UKUPNO</b> <i>FEDERATION OF BiH - TOTAL</i>	<b>224.328</b>	<b>226.790</b>	<b>101,10</b>	<b>125.192</b>	<b>126.736</b>	<b>101,23</b>



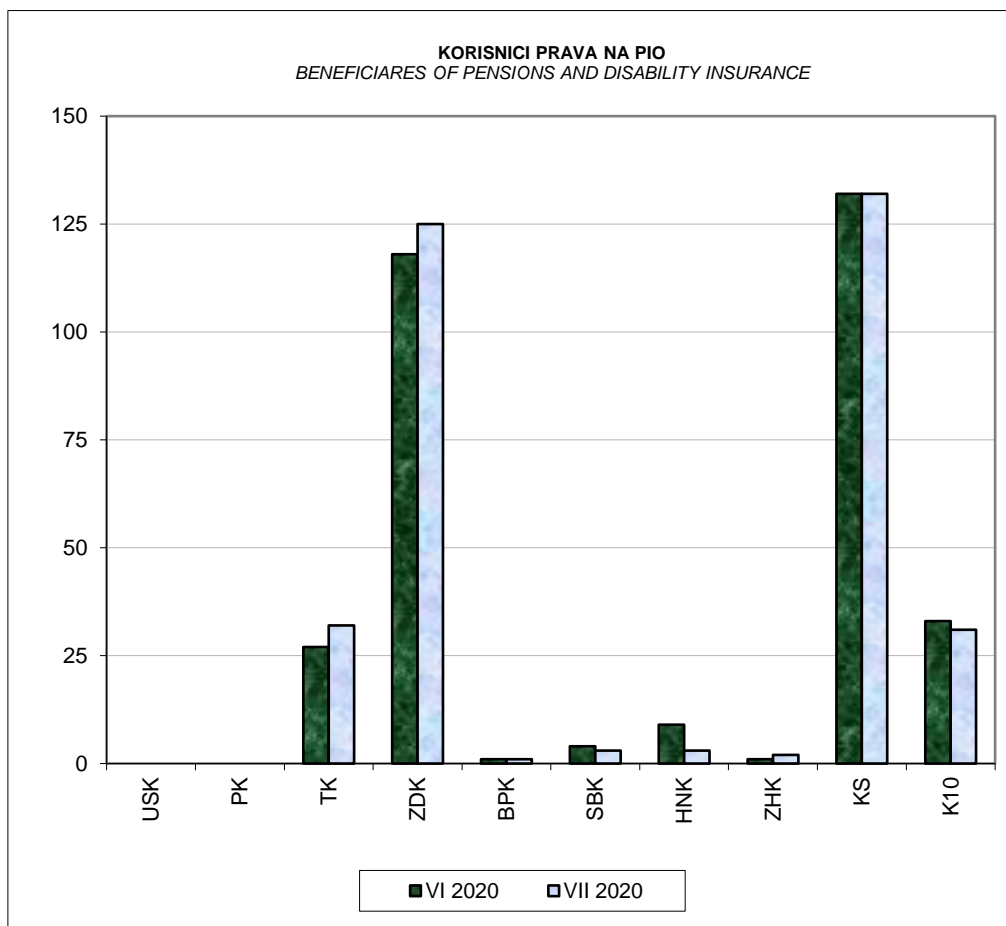
## KORISNICI PRAVA NA PIO

BENEFICIARIES OF PENSIONS AND DISABILITY INSURANCE

Tabela X - Table X

Juli/Srpanj 2020 - July 2020

KANTONI CANTONS	Korisnici prava na PIO PIO beneficiaries		
	VI 2020	VII 2020	<u>VII 2020</u> <u>VI 2020</u>
<b>FEDERACIJA BiH - UKUPNO</b> <i>FEDERATION OF BiH - TOTAL</i>	<b>325</b>	<b>329</b>	<b>101,23</b>
1. Unsko - sanski	0	0	
2. Posavski	0	0	
3. Tuzlanski	27	32	118,52
4. Zeničko - dobojski	118	125	105,93
5. Bosansko - podrinjski	1	1	100,00
6. Srednjobosanski	4	3	75,00
7. Hercegovačko-neretvanski	9	3	33,33
8. Zapadnohercegovački	1	2	200,00
9. Kanton Sarajevo	132	132	100,00
10. Kanton 10	33	31	93,94

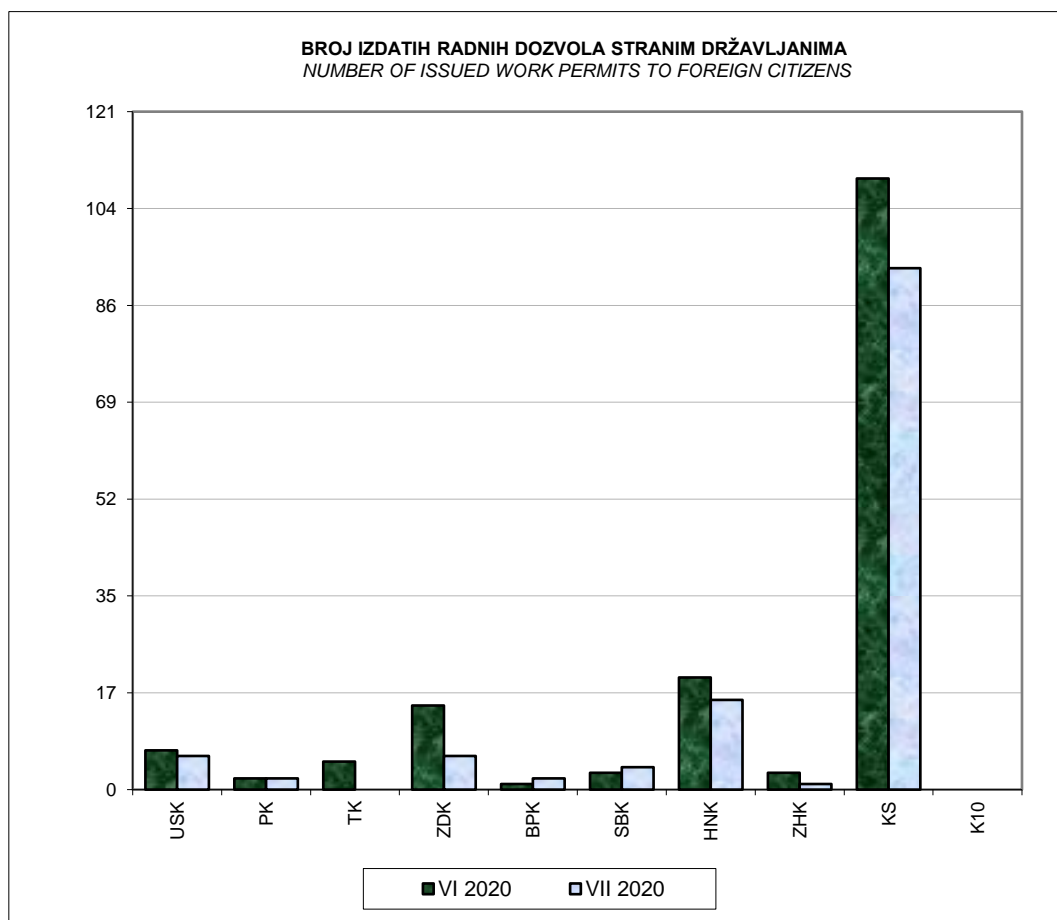


**ZAPOSLENI STRANI DRŽAVLJANI**  
EMPLOYED FOREIGN CITIZENS

Tabela XI - Table XI

Juli/Srpanj 2020 - July 2020

KANTONI CANTONS	Broj izdatih radnih dozvola stranim državljanima Number of issued work permits to foreign citizens		
	VI 2020	VII 2020	<u>VII 2020</u> VI 2020
<b>FEDERACIJA BiH - UKUPNO</b> <i>FEDERATION OF BiH - TOTAL</i>	<b>165</b>	<b>130</b>	<b>78,79</b>
1. Unsko - sanski	7	6	85,71
2. Posavski	2	2	100,00
3. Tuzlanski	5	0	0,00
4. Zeničko - dobojski	15	6	40,00
5. Bosansko - podrinjski	1	2	200,00
6. Srednjobosanski	3	4	133,33
7. Hercegovačko-neretvanski	20	16	80,00
8. Zapadnohercegovački	3	1	33,33
9. Kanton Sarajevo	109	93	85,32
10. Kanton 10	0	0	



## IZVOR PODATAKA I METODOLOŠKA OBJAŠNENJA

Izvori podataka koji se koriste u izradi Statističkog pregleda su podaci koje vode službe za zapošljavanje u Federaciji Bosne i Hercegovine.

Podaci se prikupljaju i obrađuju mjesečno i publikuju oko 20. u mjesecu za prethodni mjesec.

### OBJAŠNENJE ZNAKOVA I POJMOVA

1. NEZAPOSLENE OSOBE su osobe bez zaposlenja, sposobne za rad, starosne dobi od 15 do 65 godina evidentirane u biroima za zapošljavanje.
2. OSOBE KOJE PRVI PUT TRAŽE ZAPOSLENJE su evidentirane osobe u biroima koje ranije nisu bile u radnom odnosu.
3. NEZAPOSLENE OSOBE ZBOG PRESTANKA RADA ORGANIZACIJA I POSLODAVACA su evidentirane osobe u biroima za zapošljavanje, a ostale su bez posla zbog prestanka rada organizacija i poslodavaca.
4. KORISNICI NOVČANE NAKNADE su nezaposlene osobe evidentirane u općinskim biroima koja su prema odredbama Zakona ostvarila ovo pravo.
5. NOVOPRIJAVLJENE OSOBE KOJE PRVI PUT TRAŽE ZAPOSLENJE su osobe koje se općinskim biroima prijavljuju prvi put radi zaposlenja u tekućem mjesecu.
6. ZAPOSLENI SA EVIDENCIJE SLUŽBI ZA ZAPOSŁJAVANJE su osobe koje su se zaposlile u zemlji i inostranstvu tokom izvještajnog mjeseca a bile su evidentirane u službama.
7. POTREBE ZA RADNICIMA predstavljaju broj traženih radnika i pripravnika za nepopunjena i novootvorena radna mjesta koja organizacije i poslodavci prijavljuju biroima u toku izvještajnog mjeseca.
8. REALIZOVANE PRIJAVE O POTREBAMA ZA RADNICIMA predstavljaju broj zaposlenih radnika i pripravnika prema izvještaju o zasnivanju radnog odnosa, koji poslodavci dostavljaju biroima tokom izvještajnog mjeseca.

### ZNAKOVI

–	nema pojave
...	ne raspolaže se podacima
,	podatak manji od 0,5 date jedinice mjere
*	ispravljen podatak
1/	napomena ispod teksta ili tabele
Ø	prosijek
( )	procijenjen podatak

### SKRAĆENICE

NKV	nekvalifikovani radnik	VKV	visokokvalifikovani radnik
PKV	polukvalifikovani radnik	SSS	srednja stručna sprema
NSS	niža stručna sprema	VŠS	viša školska sprema
KV	kvalifikovani radnik	VSS	visoka stručna sprema

SKD standardna klasifikacija djelatnosti

01. USK	Unsko - sanski kanton	06. SBK	Srednjobosanski kanton
02. PK	Posavski kanton	07. HNK	Hercegovačko - neretvanski kanton
03. TK	Tuzlanski kanton	08. ZHK	Zapadnohercegovački kanton
04. ZDK	Zeničko - dobojski kanton	09. KS	Kanton Sarajevo
05. BPK	Bosansko - podrinjski kanton	10. K10	Kanton 10

## DATA SOURCES AND METHODOLOGICAL EXPLANATIONS

Data sources used for the Monthly Statistics Bulletin are data of the FBiH Employment Services.

Data are collected and analysed on a monthly basis and published around the 20th of the month for the previous month.

### EXPLANATION OF SYMBOLS AND TERMS

1. UNEMPLOYED PERSONS are persons without employment, capable of working, aged 15 to 65, registered at the Municipal Employment Bureaus as seekers of employment.
2. PERSONS SEEKING EMPLOYMENT FOR THE FIRST TIME are yet to be employed persons registered at the Municipal Employment Bureau.
3. UNEMPLOYED PERSONS DUE TO THE DISSOLUTION OF ORGANISATIONS AND EMPLOYERS are unemployed persons registered at the Municipal Employment Bureau who have lost their jobs because of the dissolution of organisations and employers
4. USERS OF UNEMPLOYMENT BENEFITS are unemployed persons registered at the Municipal Employment Bureaus who have realised unemployment benefit, according to the regulations of the Law on Employment.
5. NEWLY REGISTRATED PERSONS WHO ARE SEEKING EMPLOYMENT FOR THE FIRST TIME are unemployed persons registered for the first time at the Municipal Employment Bureau in the current month.
6. EMPLOYED PERSONS FROM THE REGISTER OF THE EMPLOYMENT SERVICE are persons who have become employed either in FBiH or abroad during the reporting month, and who have been registered at the Employment Services.
7. VACANCIES represent the number of workers and interns sought for vacant and newly opened jobs about which the employers have informed the Municipal Employment Bureau about during the reporting month.
8. REALISED VACANCIES represent the number of the employed workers and interns according to the report on employment about which the employers have informed the Municipal Employment Bureau during the reporting month-

### SYMBOLS

–	no entry
...	data not available
,	value is less than 0.5 of the given measure unit
*	revised data
1/	footnote
Ø	average
( )	estimated data

### SKRAĆENICE

NKV	unskilled workers	VKV	highly-skilled workers
PKV	semi-skilled workers	SSS	secondary education
NSS	primary education	VŠS	higher expertise
KV	skilled workers	VSS	university education

SKD      Standard Classification of Occupations

01. USK	Una - Sana Canton	06. SBK	Central Bosnia Canton
02. PK	Posavina Canton	07. HNK	Herzegovina - Neretva Canton
03. TK	Tuzla Canton	08. ZHK	West Herzegovina Canton
04. ZDK	Zenica - Dobož Canton	09. KS	Sarajevo Canton
05. BPK	Bosnian Podrinje Canton	10. K10	West Bosnia Canton

## ADRESE I BROJEVI TELEFONA KANTONALNIH SLUŽBI ZA ZAPOŠLJAVANJE

UNSKO - SANSKI KANTON						
JU SLUŽBA ZA ZAPOŠLJAVANJE UNSKO - SANSKOG KANTONA		<b>Elmedin Đuzel, direktorica</b>	Branislava Đurđeva 1	Tel	037/229730	<a href="mailto:jusluzap@bih.net.ba">jusluzap@bih.net.ba</a>
				Fax	037/229-756	
1.	<b>Bihac</b>	Hadžić Abid	Branislava Đurđeva 1	Tel/fax	037/229-749	
2.	<b>Bosanska Krupa</b>	Skenderović Razija	511. Slavne brdske brigade bb	Tel/fax	037/881-052	
3.	<b>Bosanski Petrovac</b>	Ferizović Amir	Bosanska bb	Tel/fax	037/476-526	
4.	<b>Bužim</b>	Dervić Džemaludin	505. Viteške brigade bb	Tel/fax	037/410-470	
5.	<b>Cazin</b>	Samardžić Selvir	Cazinske brigade bb	Tel/fax	037/514-049	
6.	<b>Ključ</b>	Hadžić Jasim	Branilaca BiH 127	Tel/fax	037/660-124	
7.	<b>Sanski Most</b>	Mahić Sanel	Deseti oktobar bb	Tel/fax	037/689-368	
8.	<b>Velika Kladuša</b>	Čaušević Amra	Ibrahima Mržljaka 5	Tel/fax	037/775-370	
POSAVSKI KANTON						
SLUŽBA ZA UPOŠLJAVANJE ŽUPANIJE POSAVSKE		<b>Luka Jurić, ravnatelj</b>	Ulica III broj 50 c.	Tel	031/712-306	<a href="mailto:info@szuzp.ba">info@szuzp.ba</a>
				Fax	031/712-306	
1.	<b>Orašje</b>	Mišković Mato	Ulica III Br. 50	Tel	031/713-964	<a href="mailto:biroorasje@szuzp.ba">biroorasje@szuzp.ba</a>
				Fax	031/712-306	
2.	<b>Domaljevac - Šamac</b>	Klarić Đuro	Svete Ane 45	Tel	031/791-931	<a href="mailto:birodomaljevac@szuzp.ba">birodomaljevac@szuzp.ba</a>
				Fax	031/791-931	
3.	<b>Odžak</b>	Radić Aida	Omladinska bb	Tel	031/761-421	<a href="mailto:biroodzak@szuzp.ba">biroodzak@szuzp.ba</a>
				Fax	031/761-421	
TUZLANSKI KANTON						
JU SLUŽBA ZA ZAPOŠLJAVANJE TUZLANSKOG KANTONA		<b>Edina Isaković, direktorica</b>	Bosne srebrene b.b.	Tel	035/306-462	<a href="mailto:sluzba@szztk.ba">sluzba@szztk.ba</a>
				Fax	035/228-568	
					035/228-573	
1.	<b>Tuzla</b>	Delić Selma	Bosne srebrene, b.b	Tel/fax	035/367-480	<a href="mailto:biro.tuzla@szztk.ba">biro.tuzla@szztk.ba</a>
2.	<b>Banovići</b>	Mujić Halil	119. Muslimanske 3	Tel	035/367-501	<a href="mailto:biro.banovici@szztk.ba">biro.banovici@szztk.ba</a>
				Fax	035/367-502	
					035/367-503	
					035/367-504	
3.	<b>Čelić</b>	Ibrišimović Azra	Alije Izetbegovića 60/2	Tel	035/367-517	<a href="mailto:biro.celic@szztk.ba">biro.celic@szztk.ba</a>
4.	<b>Doboj - Istok</b>	Hasanović Šemsudin	Brijesnica b.b.	Tel	035/367-505	<a href="mailto:biro.dobojistok@szztk.ba">biro.dobojistok@szztk.ba</a>
5.	<b>Gračanica</b>	Mehinović Sadmira	Ahmet Paše Budimlje 20 B	Tel	035/367-507	<a href="mailto:biro.gracanica@szztk.ba">biro.gracanica@szztk.ba</a>
				Fax	035/367-509	
6.	<b>Gradačac</b>	Hrnčić Lejla	I.Kapetanovića b.b.	Tel	035/367-511	<a href="mailto:biro.gradacac@szztk.ba">biro.gradacac@szztk.ba</a>
				Fax	035/367-510	
7.	<b>Kalesija</b>	-	Žrtava genocida u Srebrenici bb	Tel	035/367-489	<a href="mailto:biro.kalesija@szztk.ba">biro.kalesija@szztk.ba</a>
				Fax	035/367-490	
					035/367-491	
8.	<b>Kladanj</b>	Džaferagić Saida	Kladanjske brigade 1	Tel	035/367-486	<a href="mailto:biro.kladanj@szztk.ba">biro.kladanj@szztk.ba</a>
9.	<b>Lukavac</b>	Ejubović Rifat	Redžepa ef. Muminhodžića, br. 4	Tel	035/367-492	<a href="mailto:biro.lukavac@szztk.ba">biro.lukavac@szztk.ba</a>
				Fax	035/367-493	
					035/367-494	
10.	<b>Sapna</b>	Muharemović Azem	Žrtava genocida u Srebrenici	Tel	035/367-487	<a href="mailto:biro.sapna@szztk.ba">biro.sapna@szztk.ba</a>
11.	<b>Srebrenik</b>	Husejnović Sanela	Srebreničke brigade bb	Tel	035/367-461	<a href="mailto:biro.srebrenik@szztk.ba">biro.srebrenik@szztk.ba</a>
12.	<b>Teočak</b>	Husić Senail	Krstac, b.b.	Tel	035/367-488	<a href="mailto:biro.teocak@szztk.ba">biro.teocak@szztk.ba</a>
13.	<b>Živinice</b>	Selimović Amir	Oslobođenja, br. 20	Tel	035/367-495	<a href="mailto:biro.zivinice@szztk.ba">biro.zivinice@szztk.ba</a>
				Fax	035/367-497	

**ZENIČKO – DOBOJSKI KANTON**

<b>JU SLUŽBA ZA ZAPOŠLJAVANJE ZENIČKO - DOBOJSKOG KANTONA</b>		<b>Anto Pešić, direktor</b>	Adolfa Goldbergera 6	Centr	032/448-200	<a href="mailto:info@zdk-szz.ba">info@zdk-szz.ba</a>
				Fax	032/405-173	
<b>1.</b>	<b>Zenica</b>	Saudin Burić	Adolfa Goldbergera 6	Tel	032/448-219	<a href="mailto:biro.zenica@zdk-szz.ba">biro.zenica@zdk-szz.ba</a>
				Fax	032/448-288	
<b>2.</b>	<b>Breza</b>	Bašić Fikret	Bogumilska 10	Tel	032/789-390	<a href="mailto:biro.breza@zdk-szz.ba">biro.breza@zdk-szz.ba</a>
				Fax	032/789-391	
<b>3.</b>	<b>Doboj-Jug</b>	Mirsad Šaranović	Matuzići bb	Tel	032/699-130	<a href="mailto:biro.dobojjug@zdk-szz.ba">biro.dobojjug@zdk-szz.ba</a>
				Fax	032/699-131	
<b>4.</b>	<b>Kakanj</b>	Marušić Mahir	Alije Izetbegovića br.15	Tel	032/552-390	<a href="mailto:biro.kakanj@zdk-szz.ba">biro.kakanj@zdk-szz.ba</a>
				Fax	032/552-391	
<b>5.</b>	<b>Maglaj</b>	Durmić Mirza	Aleja ljljana 14	Tel	032/609-611	<a href="mailto:biro.maglaj@zdk-szz.ba">biro.maglaj@zdk-szz.ba</a>
				Fax	032/609-610	
<b>6.</b>	<b>Olovo</b>	Hasanspahić Refik	1. Marta b.b	Tel	032/828-310	<a href="mailto:biro.olovo@zdk-szz.ba">biro.olovo@zdk-szz.ba</a>
				Fax	032/828-310	
<b>7.</b>	<b>Tešanj</b>	Berberović Muharem	Skendera Kulenovića b.b	Tel	032/656-700	<a href="mailto:biro.tesanj@zdk-szz.ba">biro.tesanj@zdk-szz.ba</a>
				Fax	032/656-701	
<b>8.</b>	<b>Usora</b>	Dario Krajina	Žabljak bb	Tel	032/891-524	<a href="mailto:biro.usora@zdk-szz.ba">biro.usora@zdk-szz.ba</a>
<b>9.</b>	<b>Vareš</b>	Operta-Svinčicki Jasna	Zvijezda 41	Tel	032/849-260	<a href="mailto:biro.vares@zdk-szz.ba">biro.vares@zdk-szz.ba</a>
<b>10.</b>	<b>Visoko</b>	Čehajić Lamija	Hadžihasanova 23	Tel	032/731-620	<a href="mailto:biro.visoko@zdk-szz.ba">biro.visoko@zdk-szz.ba</a>
				Fax	032/731-621	
<b>11.</b>	<b>Zavidovići</b>	Horozović Sabahudin	Alije Izetbegovića blok C	Tel	032/868-511	<a href="mailto:biro.zavidovici@zdk-szz.ba">biro.zavidovici@zdk-szz.ba</a>
				Fax	032/868-510	
<b>12.</b>	<b>Žepče</b>	Šišić Biljana	Prva b.b	Tel	032/888-187	<a href="mailto:biro.zepce@zdk-szz.ba">biro.zepce@zdk-szz.ba</a>
				Fax	032/888-186	

**BOSANSKO – PODRINJSKI KANTON**

<b>JU SLUŽBA ZA ZAPOŠLJAVANJE BOSANSKO - PODRINJSKOG KANTONA</b>		<b>Aida Bezdrob, direktorica</b>	Maršala Tita 13	Tel	038/221-546	<a href="mailto:szsbpk@szsbpk.ba">szsbpk@szsbpk.ba</a>
<b>1.</b>	<b>Goražde</b>	Erna Muratspahić	Maršala Tita br. 13	Tel	038/221-546	<a href="mailto:szsbpk@szsbpk.ba">szsbpk@szsbpk.ba</a>
<b>2.</b>	<b>Foča - Ustikolina</b>	Edin Hubanić	Magistralni put b.b.	Tel	038/518382	<a href="mailto:szsbpk@szsbpk.ba">szsbpk@szsbpk.ba</a>
<b>3.</b>	<b>Pale - Prača</b>	Edin Hubanić	Omladinska b.b.	Tel	038/799446	<a href="mailto:szsbpk@szsbpk.ba">szsbpk@szsbpk.ba</a>



<b>SREDNJOBOSANSKI KANTON</b>						
<b>SLUŽBA ZA ZAPOŠLJAVANJE SBK / ŽSB</b>		<b>Željko Lončar, direktor</b>	Konatur bb 72 270 Travnik	Centr	030/518-764	<a href="mailto:info@szzksbsbk.com.ba">info@szzksbsbk.com.ba</a>
				Fax	030/501-843	
<b>1.</b>	<b>Bugojno</b>	Smajlović Branka	Nugle II - 15	Tel/fax	030/251-235	
<b>2.</b>	<b>Busovača</b>	Akrap Marica	Nikole Šubića Zrinskog bb	Tel/fax	030/732-094	
<b>3.</b>	<b>Dobretići</b>	Idžanović Srećko	Dobretići bb	Tel	030/641-194	
<b>4.</b>	<b>Donji Vakuf</b>	Imširpašić Vasva	Omladinska bb	Tel/fax	030/260-856	
<b>5.</b>	<b>Fojnica</b>	Dedić Bibija	Hadrovići 10	Tel/fax	030/544-401 030/544-402	
<b>6.</b>	<b>Gornji Vakuf - Uskoplje</b>	Filipović Amir	Gradska bb	Tel/fax	030/494-158	
<b>7.</b>	<b>Jajce</b>	Ljubičić Vesna	Zagrebačka bb	Tel/fax	030/654-195	
<b>8.</b>	<b>Kiseljak</b>	Madžar Pero	Bana Josipa Jelačića bb	Tel/fax	030/879-579	
<b>9.</b>	<b>Kreševo</b>	Šimunić Veselinka	Fra Grge Martića 120	Tel/fax	030/806-522	
<b>10.</b>	<b>Novi Travnik</b>	Hajrić Ekrem	Mehmeda Spahe 13	Tel/fax	030/542-626	
<b>11.</b>	<b>Travnik</b>	Hadžiabdić Nermina	Mehmeda Paše Kukavice 13 / Tvornička bb Nova Bila	Tel/fax	030/708-873	
<b>12.</b>	<b>Vitez</b>	Krišto Marija	Stjepana Radića bb	Tel/fax	030/712-479	
<b>HERCEGOVAČKO – NERETVANSKI KANTON</b>						
<b>SLUŽBA ZA ZAPOŠLJAVANJE HNK/HNŽ</b>		<b>Vlado Čuljak, direktor</b>	Kralja Tvrtka 19	Tel/fax	036/334-800 036/334-810	<a href="mailto:info@szzhnz-k.ba">info@szzhnz-k.ba</a> <a href="mailto:vlado.culjak@szzhnz-k.ba">vlado.culjak@szzhnz-k.ba</a>
<b>1.</b>	<b>Čapljina</b>	Rajič Nikolina	Ante Starčevića 4	Tel	036/808-135	<a href="mailto:nikolina.rajic@szzhnz-k.ba">nikolina.rajic@szzhnz-k.ba</a>
<b>2.</b>	<b>Čitluk</b>	Ostojić Josip	Kralja Tomislava bb	Tel	036/642-630	<a href="mailto:josip.ostojic@szzhnzk.ba">josip.ostojic@szzhnzk.ba</a>
<b>3.</b>	<b>Jablanica</b>	Muratović Kemal	Trg oslobođenja bb	Tel/fax	036/752-818	<a href="mailto:kemal.muratovic@szzhnz-k.ba">kemal.muratovic@szzhnz-k.ba</a>
<b>4.</b>	<b>Konjic</b>	Čatić Emina	IV Muslimanske brigade br.8	Tel	036/726-253	<a href="mailto:emina.catic@szzhnz-k.ba">emina.catic@szzhnz-k.ba</a>
<b>5.</b>	<b>Neum</b>	Udženija Ivan	Zagrebačka bb	Tel	036/880-219	<a href="mailto:nivan.udzenija@szzhnzk.ba">nivan.udzenija@szzhnzk.ba</a>
<b>6.</b>	<b>Prozor/Rama</b>	Babić Ivan	Splitska bb	Tel	036/770-102	<a href="mailto:ican.babic@szzhnz-k.ba">ican.babic@szzhnz-k.ba</a>
<b>7.</b>	<b>Ravno</b>	Vukić Antica	Ravno bb	Tel	036/891-030	<a href="mailto:antica.vukic@szzhnz-k.ba">antica.vukic@szzhnz-k.ba</a>
<b>8.</b>	<b>Stolac</b>	Rajič Mirko	Banovinska 4	Tel	036/853-330	<a href="mailto:mirko.rajic@szzhnz-k.ba">mirko.rajic@szzhnz-k.ba</a>
<b>9.</b>	<b>Mostar</b>	Božić Nikola Udovičić Saudina	Kralja Tvrtka 19 Telečeva 3	Tel	036/334-809 036/551-331	<a href="mailto:nikola.bozic@szzhnz-k.ba">nikola.bozic@szzhnz-k.ba</a> <a href="mailto:saudina.udovcic@szzhnz-k.ba">saudina.udovcic@szzhnz-k.ba</a>
<b>ZAPADNOHERCEGOVAČKI KANTON</b>						
<b>SLUŽBA ZA ZAPOŠLJAVANJE ŽUPANIJE ZAPADNO-HERCEGOVAČKE</b>		<b>Mario Bušić, direktor</b>	Trg Herceg - Bosne 1	Tel	039/661-396	<a href="mailto:info@szz-zzh.ba">info@szz-zzh.ba</a>
				Fax	039/661-397	
					039/661-398	
<b>1.</b>	<b>Grude</b>	Filipović Vitomir	Fra Gabre Grubišića bb	Tel	039/662-171	<a href="mailto:grude@szz-zzh.ba">grude@szz-zzh.ba</a>
<b>2.</b>	<b>Ljubuški</b>	Nižić Zora	Trg kralja Tvrtka bb	Tel	039/830-576	<a href="mailto:ljubuski@szz-zzh.ba">ljubuski@szz-zzh.ba</a>
<b>3.</b>	<b>Posušje</b>	Erceg Ivana	Dalmatinska bb	Tel	039/681-055	<a href="mailto:posusje@szz-zzh.ba">posusje@szz-zzh.ba</a>
<b>4.</b>	<b>Široki Brijeg</b>	Ćosić Marijana	Kralja Tomislava 1	Tel	039/704-928	<a href="mailto:sirokibrijeg@szz-zzh.ba">sirokibrijeg@szz-zzh.ba</a>

**KANTON SARAJEVO**

<b>JU SLUŽBA ZA ZAPOŠLJAVANJE KANTONA SARAJEVO</b>		<b>Edina Ljubuškić, v.d. direktorica</b>	Đoke Mazalića 3	Tel	033/251-260	<a href="mailto:info@szks.ba">info@szks.ba</a>
				Fax	033/569-100	
					033/204-177	
<b>1.</b>	<b>Hadžići</b>	Adisa Šarić	Hadželi 128	Tel/fax	033/428-620 033/428-621	<a href="mailto:adisa.saric@szks.ba">adisa.saric@szks.ba</a>
<b>2.</b>	<b>Ilidža</b>	Agić-Imamović Džemila	Mala aleja 2	Tel/fax	033/762-670 033/622-356	<a href="mailto:dzemila.agic-imamovic@szks.ba">dzemila.agic-imamovic@szks.ba</a>
<b>3.</b>	<b>Ilijaš</b>	Muvedeta Kadrić	Ivana Franje Jukića 4	Tel/fax	033/400-037 033/403-350	<a href="mailto:muvedeta.kadric@szks.ba">muvedeta.kadric@szks.ba</a>
<b>4.</b>	<b>Vogošća</b>	Avdo Hodžić	Ulica 24. Juna bb	Tel/fax	033/424-080 033/424-081	<a href="mailto:avdo.hodzic@szks.ba">avdo.hodzic@szks.ba</a>
<b>5.</b>	<b>Trnovo</b>	Đenan Nožić	Trnovo bb	Tel/fax	033/439-046	<a href="mailto:djenan.nozic@szks.ba">djenan.nozic@szks.ba</a>
<b>6.</b>	<b>Centar</b>	Faruk Omanović	Mehmeda Spahe do br.12	Tel/fax	033/225-786 033/214-438 033/213-221	<a href="mailto:faruk.omanovic@szks.ba">faruk.omanovic@szks.ba</a>
<b>7.</b>	<b>Novi Grad</b>	Biber Bajro	Branislava Nušića 170 Dobrinja V	Tel/fax	033/469-812 033/469-813 033/768-035 033/473-224	<a href="mailto:bajro.biber@szks.ba">bajro.biber@szks.ba</a>
<b>8.</b>	<b>Novo Sarajevo</b>	Mulać Amela	Ložionička 5	Tel/fax	033/557-247 033/223-787	<a href="mailto:amela.mulac@szks.ba">amela.mulac@szks.ba</a>
<b>9.</b>	<b>Stari Grad</b>	Karović Sanela	Obala Kulina bana 25	Tel	033/439-046	<a href="mailto:sanela.karovic@szks.ba">sanela.karovic@szks.ba</a>

**KANTON 10**

<b>ŽUPANIJSKI ZAVOD ZA UPOŠLJAVANJE</b>		<b>Anto Omazić, direktor</b>	Kralja Tvrtka 5 80 101 Livno	Tel	034/203-306	
<b>1.</b>	<b>Livno</b>	Vrdoljak Branka	Kralja Tvrtka 1	Tel	034/201-306	<a href="mailto:zzuplivno@gmail.com">zzuplivno@gmail.com</a>
<b>2.</b>	<b>Tomislavgrad</b>	Kozarić Mira	Mijata Tomića 15a	Tel	034/352-114	<a href="mailto:zzuptomislavgrad@gmail.com">zzuptomislavgrad@gmail.com</a>
<b>3.</b>	<b>Kupres</b>	Turalija Rajka	Kralja Tvrtka bb	Tel	034/274-271	<a href="mailto:zzupkupres@gmail.com">zzupkupres@gmail.com</a>
<b>4.</b>	<b>Glamoč</b>	Damjanović Vlatka	Nikole Bojinovića	Tel	034/273-084	<a href="mailto:zzupglamoc@gmail.com">zzupglamoc@gmail.com</a>
<b>5.</b>	<b>Bosansko Grahovo</b>	Sarić Milena	Kninski put	Tel	034/850-211	<a href="mailto:zzupbosanskograhovo@gmail.com">zzupbosanskograhovo@gmail.com</a>
<b>6.</b>	<b>Drvar</b>	Kordić Kaja	Titova br.40	Tel	034/819-599	<a href="mailto:zzupdrvar@gmail.com">zzupdrvar@gmail.com</a>