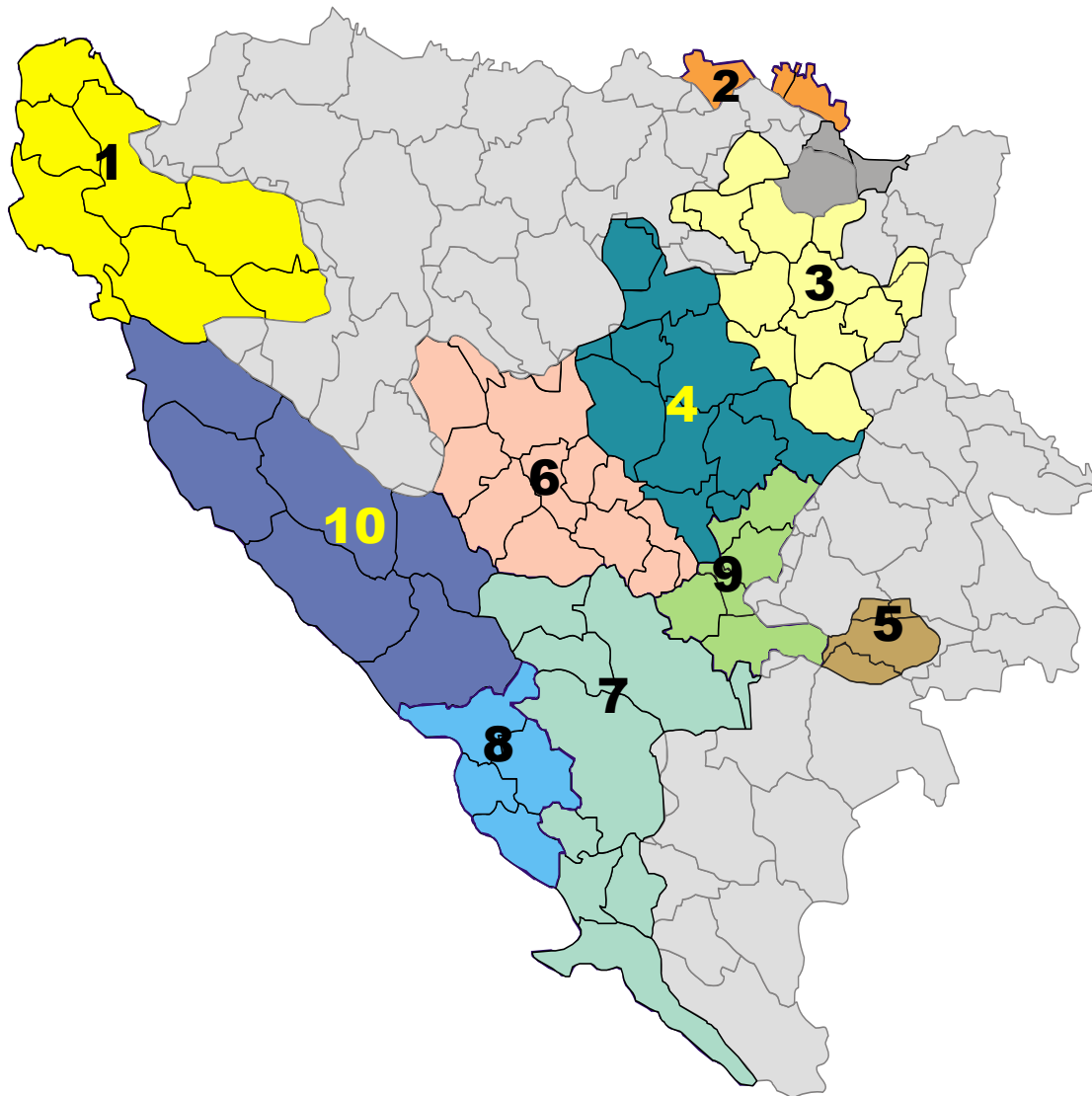




06/20

# B I L T E N / B U L L E T I N

STATISTIČKI PREGLED – JUNI / LIPANJ 2020.  
STATISTICAL REVIEW – JUNE 2020



Sarajevo, juli/srpanj 2020.  
Sarajevo, July 2020

***Izdavač***  
*Publisher:*

**Federalni zavod za zapošljavanje Sarajevo**  
Federal Employment Institute Sarajevo  
71 000 Sarajevo  
Đoke Mazalića 3  
Telefon : 033/562-900  
Fax : 033/208-257  
E-mail : info@fzzz.ba  
Web : www.fzzz.ba

***Za izdavača:***  
*For the publisher:*

**Ravnateljica**  
Director

Helena Lončar

**Rukovodilac Jedinice za analizu tržišta  
rada, statistiku, monitoring i evaluaciju**  
Head of the Labour Market Analysis,  
Statistics, Monitoring and Evaluation Unit

Omer Korjenić

***Priprema:***  
*Preparation:*

**Stručni saradnik za statistiku**  
Expert Associate for Statistics

Almir Pinjić

***Prevod:***  
*Translation:*

**Stručni saradnik za odnose s javnošću**  
Expert Associate for PR

Haris Čuljević

## SADRŽAJ

### Table of Contents

Statistički pregled <i>Statistical Review</i>	2	
Tabela A <i>(Table A)</i>	Prijavljeni na evidenciju nezaposlenih po prestanku radnog odnosa i zaposleni sa evidencije po kantonima – juni/lipanj 2020. <i>Registered unemployed upon termination of employment and registered employed by canton, June 2020</i>	4
Tabela B <i>(Table B)</i>	Kretanje broja nezaposlenih i zaposlenih – juni/lipanj 2020. <i>Number of the unemployed and employed, June 2020</i>	5
Tabela I <i>(Table I)</i>	Zaposlenost po područjima – maj/svibanj 2020. <i>Employment by sector of activities, May 2020</i>	6
Tabela III <i>(Table III)</i>	Registrovana nezaposlenost po kvalifikacionoj strukturi, juni/lipanj 2020. <i>Registered unemployment by qualification, June 2020</i>	7
Tabela IIIa <i>(Table IIIa)</i>	Pregled broja zaposlenih osoba sa evidencije <i>Overview of the number of employed persons from the register</i>	8
Tabela IV <i>(Table IV)</i>	Posredovanje u zapošljavanju - ponuda i potražnja, nezaposlenost po spolnoj strukturi, juni/lipanj 2020. <i>Mediation in employment – offer and demand by gender structure, June 2020</i>	9
Tabela IVa <i>(Table IVa)</i>	Posredovanje u zapošljavanju – oglasi, upućivanje poslodavcu, realizirana posredovanja, juni/lipanj 2020. <i>Mediation in employment, advertisements, directing to employer, successful mediation June 2020</i>	10
Tabela V <i>(Table V)</i>	Registrovana nezaposlenost po kantonima i spolu, juni/lipanj 2020. <i>Registered unemployment by canton and gender, June 2020</i>	11
Tabela Va <i>(Table Va)</i>	Registrovana nezaposlenost po dobi, spolu i kantonima, juni/lipanj 2020. <i>Registered unemployment by age, gender and canton, June 2020</i>	12
Tabela Vb <i>(Table Vb)</i>	Registrovana nezaposlenost po dobi, stepenu obrazovanja i spolu, juni/lipanj 2020. <i>Registered unemployment by age, qualification and gender, June 2020</i>	13
Tabela VI <i>(Table VI)</i>	Registrovana nezaposlenost po općinama i spolu, juni/lipanj 2020. <i>Registered unemployment by municipality and gender, June 2020</i>	14
Tabela VII <i>(Table VII)</i>	Pregled broja registrovanih nezaposlenih osoba po općinama i kvalifikacionoj strukturi, juni/lipanj 2020. <i>Registered unemployment by municipality and qualification, June 2020</i>	18
Tabela VIII <i>(Table VIII)</i>	Najbrojnija zanimanja po stručnoj spremi, kvalifikacionoj strukturi, juni/lipanj 2020. <i>Professions by qualification, June 2020</i>	23
Tabela IX <i>(Table IX)</i>	Materijalna i socijalna sigurnost nezaposlenih po kantonima juni/lipanj 2020. <i>Material and social insurance of the unemployed by canton, June 2020</i>	24
Tabela X <i>(Table X)</i>	Korisnici prava na PIO po kantonima juni/lipanj 2020. <i>Beneficiaries of the pension and disability insurance by canton June 2020</i>	25
Tabela XI <i>(Table XI)</i>	Zaposleni strani državljani po kantonima juni/lipanj 2020. <i>Employed foreign citizens by canton, June 2020</i>	26
Izvor podataka i metodološka objašnjenja / <i>Data sources and methodological explanations</i>		27
Adrese i brojevi telefona kantonalnih službi za zapošljavanje <i>Addresses and telephone numbers of the cantonal employment services</i>		29

**Molimo korisnike ove publikacije da prilikom korištenja podataka navedu izvor**  
***We kindly ask the users of this publication to state the source when using data from this publication***

## STATISTIČKI PREGLED

### **Brisanje sa evidencije nezaposlenih**

U junu/lipnju 2020.godine sa evidencija službi za zapošljavanje u Federaciji BiH brisano je 12.252 osoba, od čega je zaposleno 10.808, što je za 2.155 ili 21,34% više nego u prethodnom mjesecu.

### **Prijavljivanje na evidenciju nezaposlenih**

U junu/lipnju 2020.godine na evidenciju nezaposlenih se prijavilo 11.976 osoba, od čega 5.956 po prestanku radnog odnosa, što je u poređenju sa prethodnim mjesecom više za 2.052, odnosno 17,13%.

### **Zaposlenost**

Dana 31.5.2020. godine u Federaciji BiH je bilo 512.627 registrovanih zaposlenih osoba. Broj zaposlenih u odnosu na prosjek iz prošle godine manji je za 18.856, odnosno 3,55%, a u odnosu na prethodni mjesec veći za 3.176, odnosno 0,62%.

### **Posredovanje u zapošljavanju**

Kantonalne službe za zapošljavanje su u junu/lipnju 2020.godine posredovale u zapošljavanju 3.071 osobu, što je u poređenju sa prethodnim mjesecom više za 497.

### **Nezaposlenost**

Dana 30.6.2020 na evidencijama službi za zapošljavanje bilo je registrirano 325.540 osoba, što je u odnosu na prethodni mjesec smanjenje za 276, odnosno 0,08%. Udio ženske populacije u broju nezaposlenih iznosi 192.448, odnosno 59,12%. Od ukupnog broja nezaposlenih, 225.911 (69,4%) je stručnih, 99.629 (30,6%) su nestručne osobe, a njih 103.873 (31,91%) prvi put traži zaposlenje. Na evidenciji nezaposlenih bilo je registrirano 82.593 osoba u dobi između 15 i 29 godina.

### **Kvalifikaciona struktura nezaposlenih**

Među nezaposlenima najviše je KV (102.664 ili 31,54%) i NKV radnika (94.068 ili 28,9%), potom slijede osobe sa SSS (91.723 ili 28,18%) i VSS (24.661 ili 7,58%), osobe sa PKV (5.135 ili 1,58%), VKV (1.033 ili 0,32%) i osobe sa NSS (426 ili 0,13%).

### **Nezaposlenost po kantonima/županijama**

Najveći broj nezaposlenih registriran je u Tuzlanskom kantonu (78.257 ili 24,04%), potom u Kantonu Sarajevo (63.058 ili 19,37%) i Zeničko-dobojskom kantonu (57.740 ili 17,74%). U Bosansko-podrinjskom kantonu registrovano je (3.421 ili 1,05%) od ukupnog broja osoba.

### **Radne dozvole**

U junu/lipnju 2020. odobreno je stranim državljanima 165 radnih dozvola.

### **Socijalna sigurnost nezaposlenih**

U junu/lipnju 2020.godine na evidencijama službi za zapošljavanje bilo je registrirano 41.173 demobilisanih boraca/branitelja, što u odnosu na prethodni mjesec predstavlja povećanje za 259, odnosno 0,63%. Udio demobilisanih boraca/branitelja u ukupnom broju nezaposlenih iznosi 12,65%.

U istom mjesecu zabilježeno je 18.512 korisnika novčane naknade, što je u poređenju sa podacima iz prethodnog mjeseca smanjenje za 488.

Pravo na zdravstveno osiguranje u predmetnom mjesecu preko kantonalnih službi za zapošljavanje ostvarilo je 224.328 osoba, što je za 979 manje nego u prethodnom mjesecu. Pravo na penzijsko i invalidsko osiguranje koristilo je 325 osoba.

## STATISTICAL REVIEW

### **Number of deleted persons from the register of unemployed persons**

The outflow from the register in June 2020 amounted to 12,252 persons. Out of that number 10,808 persons were employed, which represents an increase of 2,155 or 21.34% in regard to the previous month.

### **Number of newly registered unemployed persons**

The number of new entrants in June 2020 amounted to 11,976 persons. Out of that number 5,956 persons were registered due to dismissal, which represents an increase of 2,052 or 17.13% in regard to the previous month.

### **Employment**

At the end of May 2020 in the Federation of Bosnia and Herzegovina there were 512,627 registered employed persons. The employment increased in regard to the average of 2019 for 18,856 or 3.55%, and compared to the previous month decreased for 3,176 or 0.62%

### **Mediation in employment**

In June 2020 the Cantonal Employment Services have mediated in employment for 3,071 persons, which compared to the previous month is an increase of 497.

### **Unemployment**

At the end of June 2020 in the Federation of Bosnia and Herzegovina were registered 325,540 unemployed persons, and it represents a decrease of 276, or 0.08% in regard to the previous month. Out of that number 192,448 (59.12%) are women. Participation of qualified persons in total unemployment was 225,911 or 69.4%, and the participation of unqualified persons 99,629 or 30.6%. There were 103,873 (31.91%) persons seeking employment for the first time. In reported month there were 82,593 young unemployed persons (age between 15 and 29 years).

### **Qualification structure of registered unemployed persons**

Qualification structure of registered unemployed persons was: KV (102,664 or 31.54%) and NKV (94,068 or 28.9%), SSS (91,723 or 28.18%) and VSS (24,661 or 7.58%), PKV (5,135 or 1.58%), VKV (1,033 or 0.32%) and NSS (426 or 0.13%). (For translation of abbreviations look at the page 28)

### **Unemployment, by Cantons**

The highest unemployment is registered in Tuzla Canton (78,257 or 24.04%), Sarajevo Canton (63,058 or 19.37%) and Zenica - Doboje Canton (57,740 or 17.74%). In Bosnian Podrinje Canton were registered (3,421 or 1.05%) unemployed persons in regard to total number.

### **Work permits**

In June 2020 the Federal Employment Institute has issued 165 work permits to foreign citizens.

### **Social security of unemployed persons**

In reported month there were 41,173 demobilized soldiers in the total number of unemployed persons, which is an increase of 259 or .63% in regard to the previous month. Participation of demobilized soldiers in total unemployment was 12.65%.

In accordance with Law of mediation in employment and social insurance of unemployed persons, the unemployment benefit received 18,512, which is less for 488 in regard to the previous month.

In the same period 224,328 persons have used health insurance through the employment services, which is a decrease of 979 in regard to previous month. In June 2020, 325 persons have received pension and disability insurance.

PRIJAVLJENI NA EVIDENCIJU NEZAPOSLENIH PO PRESTANKU RADNOG ODNOSA

Tabela A - Table A

Juni/Lipanj 2020 - June 2020

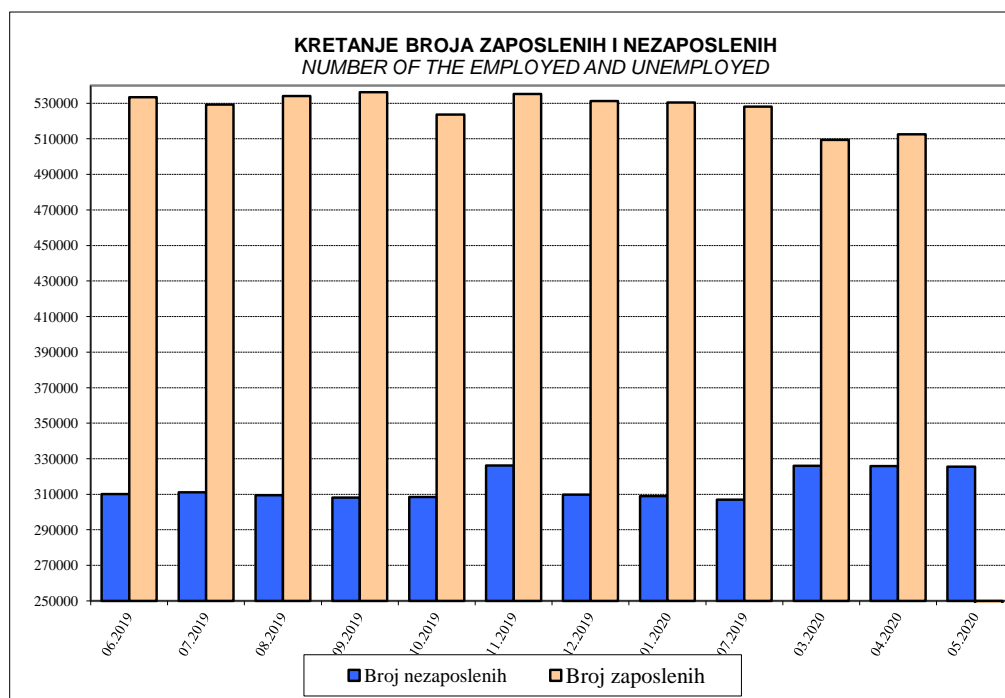
Kanton Canton	Izveštajni period Reporting period	Ukupno novoprijavljenih osoba na evidenciju nezaposlenih / Number of the newly registered at the unemployment register	Broj osoba brisanih iz evidencije / Number of deleted persons from the register	Prijavljena evidenciju nezaposlenih po prestanke radnog odnosa / Unemployed registered upon the termination of employment	Razlozi prestanka radnog odnosa / Reasons of employment termination			Zaposleno sa evidencije / Employed persons from the register	
					Stecaj, likvidacija, restrukturiranje, privatizacija / Bankruptcy, restructuring, privatization	Tehnološki ili organizacioni višak / Technological or organizational surplus labour	Ostalo (prestanak ugovora na odred. vrijeme, sporazumni raskid ugovora, povreda radne obaveze i sl.) / Other (termination of fixed-term contracts, agreed termination of contract, breach of work duties, etc.)		
1	2	3	4	5	6(7+8+9)	7	8	9	10
Unsko-sanski kanton	<b>Ukupno</b>	Od 1. januara / From January	6.839	5.720	2.476	37	745	1.694	3.327
	<i>Total</i>	juni / June	1.435	1.200	2	2	0	0	569
	<b>Zene / Women</b>	Od 1. januara / From January	6.921	3.040	1.148	18	294	836	1.595
Posavski kanton	<b>Ukupno</b>	Od 1. januara / From January	708	568	480	0	309	171	401
	<i>Total</i>	juni / June	97	82	39	0	23	16	66
	<b>Zene / Women</b>	Od 1. januara / From January	398	492	288	0	204	84	218
Tuzlanski kanton	<b>Ukupno</b>	Od 1. januara / From January	15.460	11.168	9.907	169	2.926	6.812	7.288
	<i>Total</i>	juni / June	2.355	2.129	1.274	16	384	874	2.532
	<b>Zene / Women</b>	Od 1. januara / From January	8.076	9.651	4.939	78	1.655	3.206	3.421
Zeničko- dobojski kanton	<b>Ukupno</b>	Od 1. januara / From January	14.138	10.705	10.499	65	3.763	6.671	8.273
	<i>Total</i>	juni / June	2.805	2.107	1.261	4	278	979	1.783
	<b>Zene / Women</b>	Od 1. januara / From January	6.675	10.242	4.830	24	1.903	2.903	4.050
Bosansko- Podrinjski kanton	<b>Ukupno</b>	Od 1. januara / From January	726	497	552	1	154	397	395
	<i>Total</i>	juni / June	142	81	75	0	9	66	75
	<b>Zene / Women</b>	Od 1. januara / From January	346	521	257	0	80	177	193
Srednje bosanski kanton	<b>Ukupno</b>	Od 1. januara / From January	7.613	5.960	5.605	203	1.998	3.404	4.892
	<i>Total</i>	juni / June	1.081	1.393	606	41	248	317	1.219
	<b>Zene / Women</b>	Od 1. januara / From January	3.689	5.675	2.703	80	1.025	1.598	2.264
Hercegovačko- neretvanski kanton	<b>Ukupno</b>	Od 1. januara / From January	7.570	5.455	6.398	151	3.700	2.547	4.197
	<i>Total</i>	juni / June	967	1.187	554	24	219	311	972
	<b>Zene / Women</b>	Od 1. januara / From January	4.087	6.448	3.504	77	2.048	1.379	2.406
Zapadno- hercegovački kanton	<b>Ukupno</b>	Od 1. januara / From January	1.969	1.681	1.796	26	1.040	730	1.098
	<i>Total</i>	juni / June	259	319	150	4	77	69	217
	<b>Zene / Women</b>	Od 1. januara / From January	1.038	1.816	1.034	11	608	415	600
Kanton Sarajevo	<b>Ukupno</b>	Od 1. januara / From January	17.300	12.988	14.492	0	6.162	8.330	11.216
	<i>Total</i>	juni / June	2.553	3.531	1.845	0	477	1.368	3.212
	<b>Zene / Women</b>	Od 1. januara / From January	9.220	14.608	7.827	0	3.297	4.530	6.108
Kanton 10	<b>Ukupno</b>	Od 1. januara / From January	1.424	1.329	1.058	19	354	685	882
	<i>Total</i>	juni / June	282	223	150	2	24	124	163
	<b>Zene / Women</b>	Od 1. januara / From January	739	1.018	589	12	222	355	458
UKUPNO FBiH	<b>Ukupno</b>	Od 1. januara / From January	73.747	56.071	53.263	671	21.151	31.441	41.969
	<i>Total</i>	juni / June	11.976	12.252	5.956	93	1.739	4.124	10.808
	<b>Zene / Women</b>	Od 1. januara / From January	41.189	53.511	27.119	300	11.336	15.483	21.313
		juni / June	9.207	6.204	3.026	33	865	2.128	5.473

## KRETANJE BROJA ZAPOSLENIH I NEZAPOSLENIH

**Tabela B – Table B**

Juli/Srpanj 2019-Juni/Lipanj 2020; July 2019-June 2020

Godina <i>Year</i>	Mjesec <i>Month</i>	Broj nezaposlenih <i>Number of the unemployed</i>	Broj zaposlenih <sup>1</sup> <i>Number of the employed</i>	Ostali bez posla <i>Dismissed persons</i>	Zaposleni sa evidencije <i>Hired persons</i>
2019	Juli/Srpanj July	310.185	533.391	8.224	8.103
2019	Avgust/Kolovoz August	311.150	529.357	7.334	5.664
2019	Septembar/Rujan September	309.493	534.031	7.565	10.420
2019	Oktobar/Listopad October	308.214	536.291	5.358	9.186
2019	Novembar/Studen November	308.433	523.658	6.727	6.353
2019	Decembar/Prosinac December	326.266	535.206	5.644	6.832
2020	Januar/Siječanj January	309.816	531.254	8.939	6.279
2020	Februar/Veljača February	309.004	530.463	5.941	6.374
2020	Mart/Ožujak March	306.963	528.102	6.384	8.091
2020	April/Travanj April	325.989	509.451	18.072	2.639
2020	Maj/Svibanj May	325.816	512.627	7.973	7.778
2020	Juni/Lipanj June	325.540	0	5.956	10.808



<sup>1</sup> Broj zaposlenih je prema podacima Federalnog zavoda za statistiku koji se objavljuju u pravilu 15. u mjesecu. / *The number of the employed is according to the official data of the Federal Office of Statistics which is being published every 15th in the month by default.*

## ZAPOSLENOST

Po djelatnostima  
EMPLOYMENT  
By sector of activities

Tabela I <sup>2</sup> - Table I

Maj/Svibanj 2020 - May 2020

DJELATNOST <sup>3</sup> Sector of activities		Broj zaposlenih / Number of the employed				
		Ø 2019	IV 2020	V 2020	INDEX	
					V 2020 Ø 2019	V 2020 IV 2020
<b>FEDERACIJA BiH - UKUPNO</b> <i>FEDERATION OF BiH TOTAL</i>		<b>531.483</b>	<b>509.451</b>	<b>512.627</b>	<b>96,5</b>	<b>100,6</b>
<b>A</b>	Poljoprivreda, šumarstvo i ribolov ( <i>Agriculture, forestry and fishing</i> )	10.989	10.559	10.554	96,0	100,0
<b>B</b>	Vađenje ruda i kamena ( <i>Mining and quarrying</i> )	13.259	12.762	12.609	95,1	98,8
<b>C</b>	Prerađivačka industrija ( <i>Manufacturing</i> )	106.385	100.480	100.140	94,1	99,7
<b>D</b>	Proizvodnja i snabdijevanje električnom energijom, plinom, parom i klimatizacija ( <i>Electricity, gas, steam and air conditioning supply</i> )	8.724	8.713	8.668	99,4	99,5
<b>E</b>	Snabdijevanje vodom; uklanjanje otpadnih voda, upravljanje otpadom te djelatnosti sanacije okoliša ( <i>Water supply, sewerage, waste management and remediation activities</i> )	8.652	8.516	8.504	98,3	99,9
<b>F</b>	Građevinarstvo ( <i>Construction</i> )	26.007	26.001	26.358	101,3	101,4
<b>G</b>	Trgovina na veliko i na malo; popravak motornih vozila i motocikala ( <i>Wholesale and retail trade; repair of motor vehicles and motorcycles</i> )	98.951	93.331	93.324	94,3	100,0
<b>H</b>	Prijevoz i skladištenje ( <i>Transportation and storage</i> )	24.857	24.213	24.124	97,1	99,6
<b>I</b>	Djelatnosti pružanja smještaja te pripreme i usluživanja hrane (hotelijerstvo i ugostiteljstvo) ( <i>Hotel and catering industry</i> )	27.414	20.534	22.411	81,8	109,1
<b>J</b>	Informacije i komunikacije ( <i>Information and communication</i> )	15.509	15.893	15.905	102,6	100,1
<b>K</b>	Finansijske djelatnosti i djelatnosti osiguranja ( <i>Financial and insurance activities</i> )	12.115	12.025	11.984	98,9	99,7
<b>L</b>	Poslovanje nekretninama ( <i>Real estate activities</i> )	3.206	3.060	3.042	94,9	99,4
<b>M</b>	Stručne, naučne i tehničke djelatnosti ( <i>Professional, scientific and technical activities</i> )	16.593	16.577	16.436	99,1	99,1
<b>N</b>	Administrativne i pomoćne uslužne djelatnosti ( <i>Administrative and support service activities</i> )	12.068	12.092	11.984	99,3	99,1
<b>O</b>	Javna uprava i odbrana; obavezno socijalno osiguranje ( <i>Public administration and defence; compulsory social security</i> )	48.077	48.267	48.308	100,5	100,1
<b>P</b>	Obrazovanje ( <i>Education</i> )	43.436	43.952	43.663	100,5	99,3
<b>Q</b>	Djelatnosti zdravstvene i socijalne zaštite ( <i>Human health and social work activities</i> )	34.627	35.277	35.237	101,8	99,9
<b>R</b>	Umjetnost, zabava i rekreacija ( <i>Art, entertainment and recreation</i> )	10.087	6.986	8.996	89,2	128,8
<b>S</b>	Ostale uslužne djelatnosti ( <i>Other service activities</i> )	10.527	10.213	10.380	98,6	101,6

<sup>2</sup> Tabela I – Podaci Federalnog zavoda za statistiku / Table I - Data from Federal Office of Statistics

Ukupna zaposlenost na teritoriji FBiH obuhvaća zaposlene u poslovnim subjektima (pravnim osobama), obrtu i slobodnim profesijama, odbrani/obrani i policiji. Broj zaposlenih u odbrani/obrani nije razvrstan po kantonima / Total employment in FBiH includes those employed in business entities (legal entities), trades and free-lancers, defence and police. Number of employees in defence is not assorted by cantons.

<sup>3</sup> Prema KD BiH 2010 / According to KD BiH 2010.



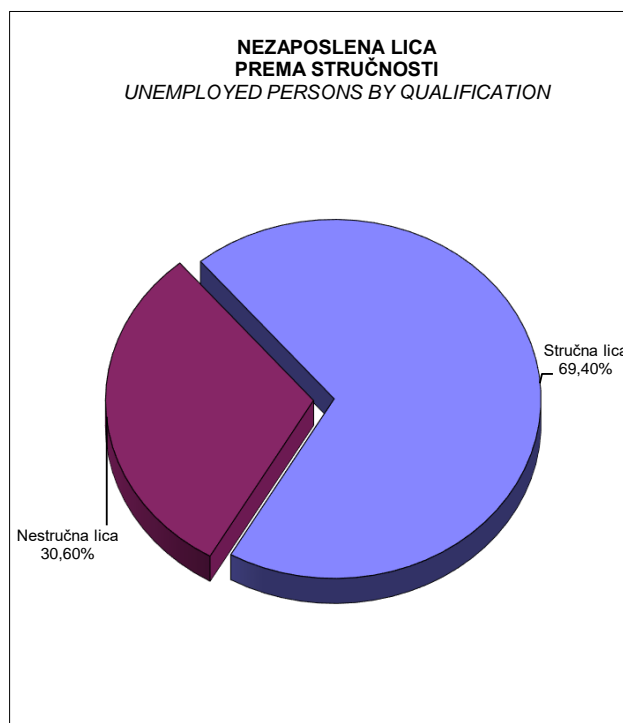
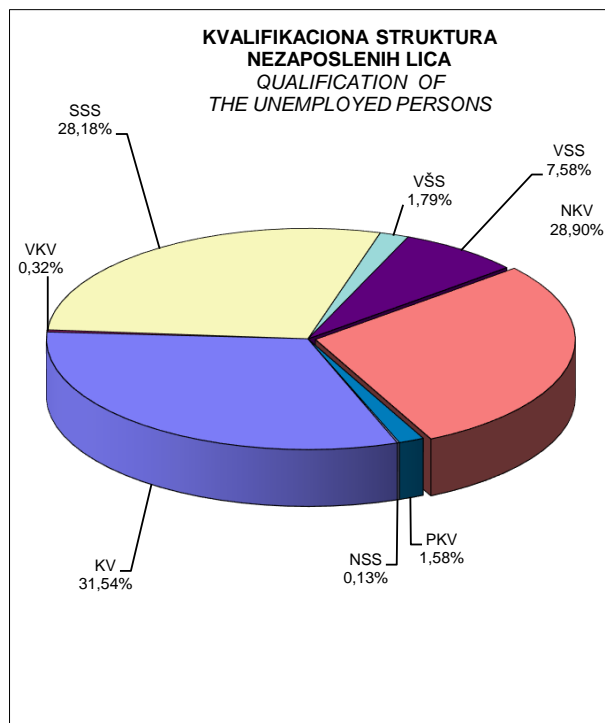
## REGISTROVANA NEZAPOSLENOST

Kvalifikaciona struktura  
UNEMPLOYMENT  
Qualification structure

Tabela III - Table III

Juni/Lipanj 2020 - June 2020

Kvalifikaciona struktura Qualification structure	Nezaposlene osobe Unemployed persons	Nezaposlene osobe koje prvi put traže zaposlenje Unemployed persons seeking an employment for the first time	Novoprijavljene nezaposlene osobe u toku izvještajnog mjeseca Newly registered unemployed seeking an employment in reported month	Nezaposlene osobe brisane iz evidencije u toku izvještajnog mjeseca Unemployed persons deleted from the register during the reporting month
<b>UKUPNO / TOTAL</b>	<b>325.540</b>	<b>103.873</b>	<b>11.976</b>	<b>12.252</b>
<b>Stručna lica / Skilled persons</b>	<b>225.911</b>	<b>63.923</b>	<b>10.538</b>	<b>10.186</b>
KV	102.664	26.790	3.894	4.190
VKV	1.033	58	25	51
SSS	91.723	27.467	4.900	4.509
VŠS	5.830	2.085	216	231
VSS	24.661	7.523	1.503	1.205
<b>Nestručna lica / Unskilled persons</b>	<b>99.629</b>	<b>39.950</b>	<b>1.438</b>	<b>2.066</b>
NKV	94.068	38.628	1.343	1.947
PKV	5.135	1.239	83	108
NSS	426	83	12	11

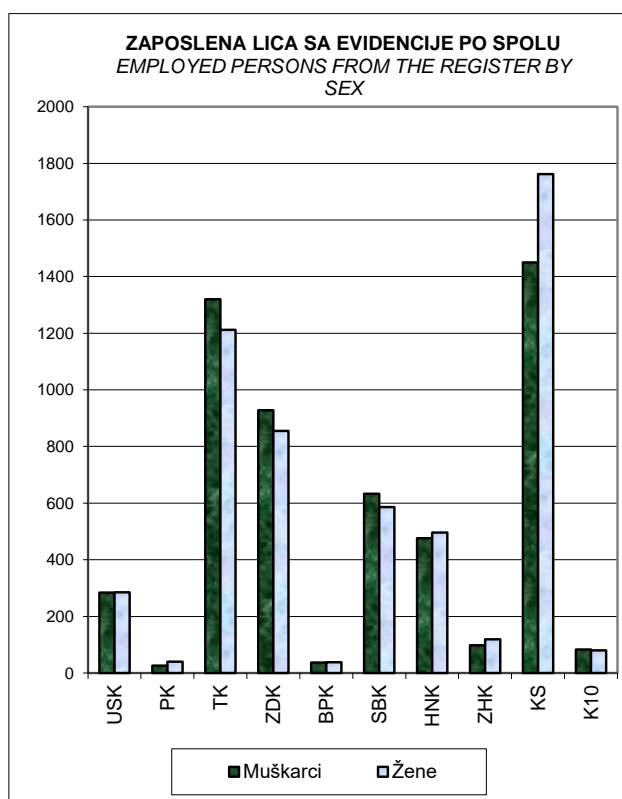
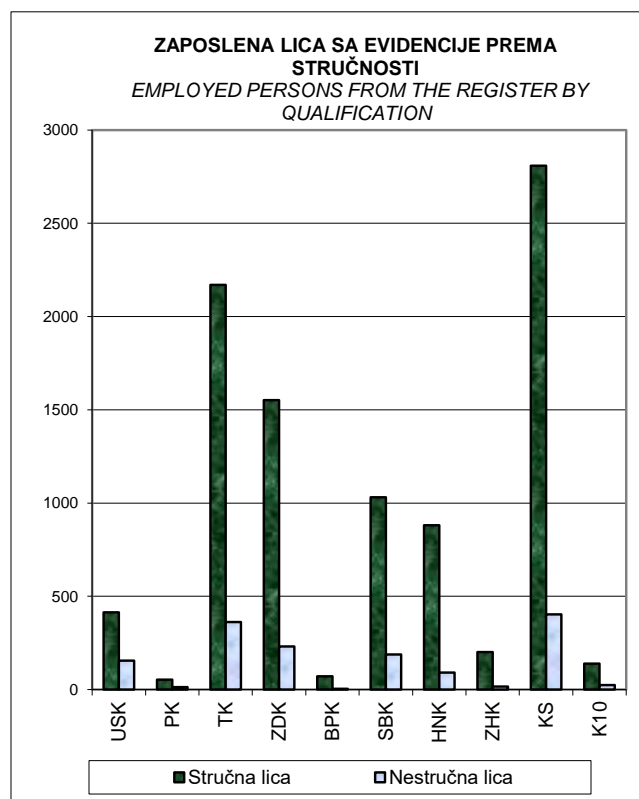


**PREGLED BROJA ZAPOSLENIH OSOBA SA EVIDENCIJE**  
Po kantonima i kvalifikacionoj strukturi  
*OVERVIEW OF THE NUMBER OF EMPLOYED PERSONS FROM THE REGISTER*  
By cantons and qualification

Tabela IIIa - Table IIIa

Juni/Lipanj 2020 - June 2020

KANTONI CANTONS	UKUPNO TOTAL	STEPEN STRUČNOG OBRAZOVANJA / QUALIFICATION							
	ZENE WOMEN	VSS	VŠS	SSS	NSS	VKV	KV	PKV	NKV
1. Unsko - sanski	569	28	6	180	0	0	200	6	149
	285	20	4	92	0	0	73	3	93
2. Posavski	66	3	6	26	0	0	18	3	10
	40	3	3	15	0	0	11	3	5
3. Tuzlanski	2.532	254	11	1.027	2	6	872	12	348
	1.212	163	8	537	0	0	299	4	201
4. Zeničko - dobojski	1.783	144	7	607	3	5	789	14	214
	855	101	6	331	3	1	283	9	121
5. Bosansko - podrinski	75	10	0	36	0	0	25	0	4
	38	8	0	15	0	0	13	0	2
6. Srednjobosanski	1.219	23	54	442	0	0	512	3	185
	586	12	23	246	0	0	195	3	107
7. Hercegovačko-neretvanski	972	86	64	387	0	1	343	2	89
	496	52	34	205	0	0	146	1	58
8. Zapadnohercegovački	217	24	14	87	0	0	76	0	16
	119	13	8	52	0	0	39	0	7
9. Kanton Sarajevo	3.212	486	20	1.392	1	13	898	7	395
	1.762	321	14	760	1	4	401	5	256
10. Kanton 10	163	12	7	60	0	0	60	2	22
	80	7	5	30	0	0	27	2	9
<b>FEDERACIJA BiH - UKUPNO</b> <i>FEDERATION OF BiH - TOTAL</i>	<b>10.808</b>	<b>1.070</b>	<b>189</b>	<b>4.244</b>	<b>6</b>	<b>25</b>	<b>3.793</b>	<b>49</b>	<b>1.432</b>
	<b>5.473</b>	<b>700</b>	<b>105</b>	<b>2.283</b>	<b>4</b>	<b>5</b>	<b>1.487</b>	<b>30</b>	<b>859</b>



**POSREDOVANJE U ZAPOŠLJAVANJU**

Federacija Bosne i Hercegovine - učešće žena, indeksi

**MEDIATION IN EMPLOYMENT**

Federation of Bosnia and Herzegovina - participation of women, indexes

Tabela IV - Table IV

Juni/Lipanj 2020 - June 2020

Posredovanje u zapošljavanju Mediation in employment	UKUPNO / TOTAL		INDEX	ŽENE / WOMEN		INDEX
	V 2020	VI 2020	$\frac{VI\ 2020}{V\ 2020}$	V 2020	VI 2020	$\frac{VI\ 2020}{V\ 2020}$
<b>Ukupna</b> registrovana tražnja / <i>Overall registered demand</i>	1.853	2.195	118,46	367	539	146,87
Od ukupne registrovane tražnje <b>na neodređeno vrijeme</b> / <i>Out of the overall registered demand for a definite period</i>	100	104	104,00	13	25	192,31
Od ukupne registrovane tražnje <b>na određeno vrijeme</b> / <i>Out of the total registered demand for an indefinite period</i>	1.753	2.091	119,28	354	514	145,20
<b>Ukupno</b> zaposleni posredovanjem službe / <i>Total number of the employed persons through the mediation of the Employment Service</i>	2.574	3.071	119,31	1.546	1.631	105,50
Od ukupno zaposlenih posredovanjem <b>na neodređeno vrijeme</b> / <i>Out of the total number of the employed persons through the mediation for an indefinite period</i>	418	386	92,34	262	220	83,97
Od ukupno zaposlenih posredovanjem <b>na određeno vrijeme</b> / <i>Out of the total number of the employed persons through the mediation for a definite period</i>	2.156	2.685	124,54	1.284	1.411	109,89
<b>Ukupno</b> zaposleni sa evidencije / <i>Total number of the employed persons from the register of unemployment</i>	7.778	10.808	138,96	4.509	5.473	121,38
<b>Prekinut</b> radni odnos u izvještajnom periodu / <i>Terminated employment during the reporting period</i>	5.185	4.733	91,28	2.631	2.349	89,28
<b>Ukupno brisano</b> sa evidencije / <i>Overall number of deleted persons from the register</i>	10.097	12.252	121,34	5.777	6.204	107,39
<b>Ukupno prijavljeno</b> na evidenciju / <i>Overall number of registered persons</i>	9.924	11.976	120,68	5.060	9.207	181,96
<b>Prijavljeno</b> na evidenciju zbog prekida radnog odnosa / <i>Registered persons due to termination of employment</i>	7.973	5.956	74,70	3.973	3.026	76,16
<b>Ukupna</b> registrovana nezaposlenost / <i>Overall registered unemployment</i>	325.816	325.540	99,92	189.445	192.448	101,59
Od ukupne registrovane nezaposlenosti <b>prvi put</b> traže zaposlenje / <i>Out of the overall registered unemployment - first time job seekers</i>	100.058	103.873	103,81	68.255	70.057	102,64
Od ukupne registrovane nezaposlenosti <b>iz radnog odnosa</b> / <i>Out of overall registered unemployment - previously employed</i>	225.758	221.667	98,19	121.190	122.391	100,99
Od ukupne regist. nezaposlenosti <b>demobilisani vojni obveznici</b> / <i>Out of the overall registered unemployment - demobilized conscripts</i>	40.914	41.173	100,63	3.262	3.262	100,00
Od ukupne registrovane nezaposlenosti <b>članovi poginulih boraca-šehidi</b> / <i>Out of the overall registered unemployment - families of fallen soldiers</i>	4.298	4.256	99,02	2.538	2.510	98,90
Od ukupne registrovane nezaposlenosti <b>ratni vojni invalidi</b> / <i>Out of the overall registered unemployment - disabled war veterans</i>	3.406	3.421	100,44	78	78	100,00
Od ukupne registrovane nezaposlenosti <b>ostali invalidi</b> / <i>Out of the overall registered unemployment - other disabled persons</i>	4.114	4.195	101,97	1.716	1.757	102,39

**POSREDOVANJE U ZAPOSŁJAVANJU**

Oglasi, upućivanje poslodavcu, realiziran posredovanja

*MEDIATION IN EMPLOYMENT*

*Advertisements, directing to employer, successful mediatoon*

Tabela IVa - Table IVa

Juni/Lipanj 2020 - June 2020

KANTONI CANTONS	Broj radnih mjest oglašeni na osnovu zahtjeva za posredovanj m ili dostavljeni oglasa putem Službe / Number of jobs advertised via demand for mediation or via job advertisements delivered to employment office	Broj radnih mjest objavljeni u oglasima do kajih je Služba došla iz drugih izvora (internet, novine i sl.) / Number of advertised jobs which employment office claimed from different sources (internet, newspaper etc.)	Broj osoba upućeni poslodavcu na osnovu zahtjeva za posredovanjem, objavljeni oglas putem Službe ili oglasa iz drugih izvora (po spolu) / Number of persons directed to employer via demand for mediation, via published advertisement in employment office or via advertisements from different sources (by gender)		Broj uspješno realizirani posredovanja na osnovu zahtjeva za posredovanjem, objavljeni oglas putem Službe ili oglasa iz drugih izvora (po spolu) / Number of successful mediations based on the demand for mediation or advertisements published by employment office or via advertisements from other sources (by gender)	
			M / M	Ž / W	M / M	Ž / W
1. Unsko-sanski	5	5	0	0	0	0
2. Posavski	9	19	19	11	7	4
3. Tuzlanski	198	371	271	143	68	26
4. Zeničko-dobojski	87	45	117	96	122	128
5. Bosansko-podrinjski	3	7	32	23	5	3
6. Srednjobosanski	255	223	178	78	38	20
7. Hercegovačko-neretvanski	64	475	83	36	38	18
8. Zapadnohercegovački	0	16	5	15	0	0
9. Kanton Sarajevo	449	136	241	277	273	468
10. Kanton 10	14	6	9	4	7	2
<b>FEDERACIJA BIH - UKUPNO</b> <i>FEDERATION OF FBiH - TOTAL</i>	<b>1.084</b>	<b>1.303</b>	<b>955</b>	<b>683</b>	<b>558</b>	<b>669</b>

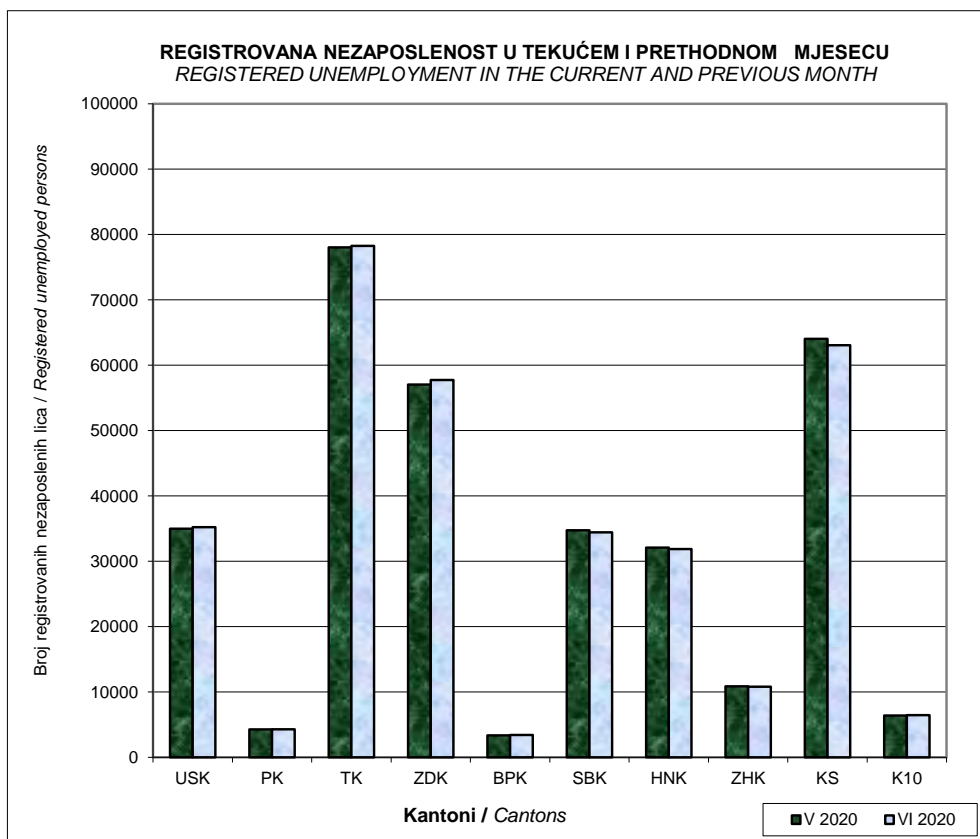
## REGISTROVANA NEZAPOSLENOST

FBiH po kantonima, učešće žena, indeksi  
 REGISTERED UNEMPLOYMENT  
 FBiH by canton, participation of women, indexes

Tabela V- Table V

Juni/Lipanj 2020 - June 2020

KANTONI CANTONS	UKUPNO / TOTAL		INDEX	ŽENE / WOMEN		INDEX
	V 2020	VI 2020	$\frac{VI\ 2020}{V\ 2020}$	V 2020	VI 2020	$\frac{VI\ 2020}{V\ 2020}$
<b>FEDERACIJA BiH - UKUPNO</b> <i>FEDERATION OF BiH - TOTAL</i>	<b>325.816</b>	<b>325.540</b>	<b>99,92</b>	<b>189.445</b>	<b>192.448</b>	<b>101,59</b>
1. Unsko-sanski	34.982	35.217	100,67	19.473	23.079	118,52
2. Posavski	4.274	4.289	100,35	2.113	2.107	99,72
3. Tuzlanski	78.031	78.257	100,29	47.760	47.917	100,33
4. Zeničko - dobojski	57.042	57.740	101,22	33.324	33.589	100,80
5. Bosansko - podrinski	3.360	3.421	101,82	1.933	1.963	101,55
6. Srednjobosanski	34.740	34.428	99,10	18.267	18.037	98,74
7. Hercegovačko - neretvanski	32.090	31.870	99,31	17.357	17.217	99,19
8. Zapadnohercegovački	10.865	10.805	99,45	6.064	6.035	99,52
9. Kanton Sarajevo	64.036	63.058	98,47	39.735	39.061	98,30
10. Kanton 10	6.396	6.455	100,92	3.419	3.443	100,70



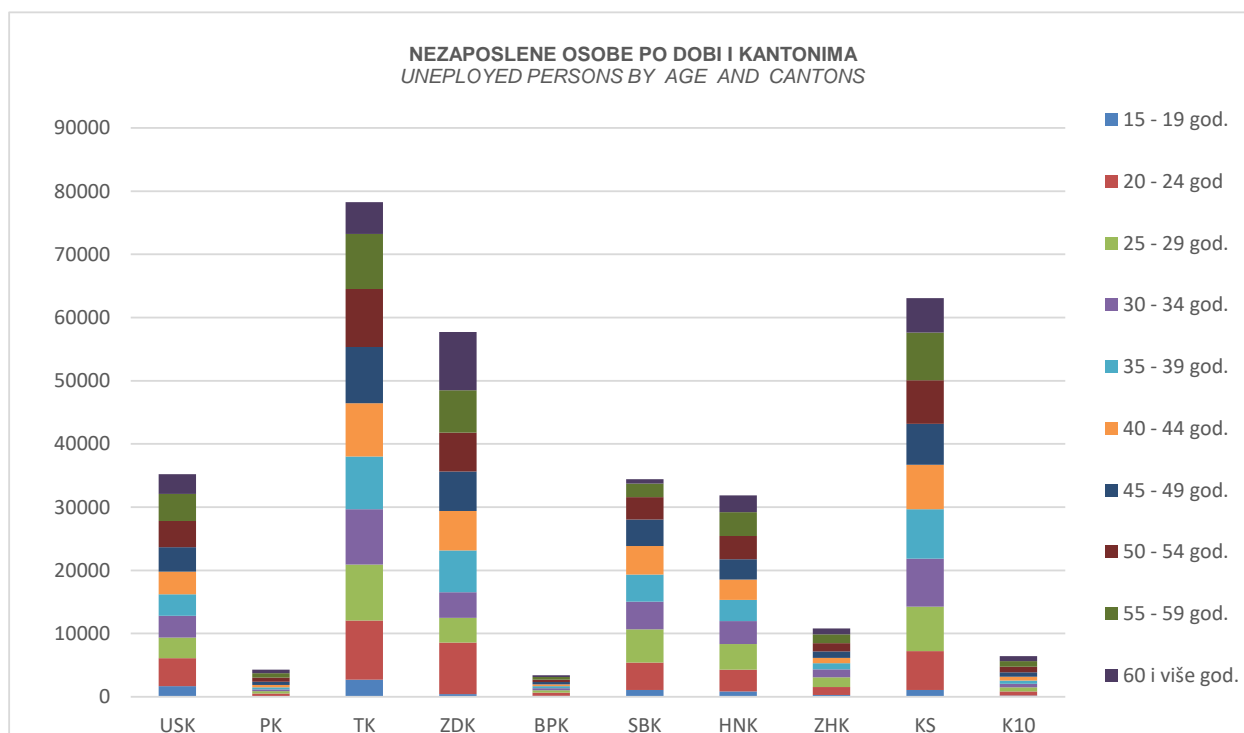
## REGISTROVANA NEZAPOSLENOST

Po dobi, kantonima i spolu  
REGISTRED UNEMPLOYMENT  
By age, cantons and sex

Tabela Va - Table Va

Juni/Lipanj 2020 - June 2020

Godine starosti Age	UKUPNO TOTAL	KANTONI CANTONS									
	ŽENE WOMEN	USK	PK	TK	ZDK	BPK	SBK	HNK	ZHK	KS	K10
15 - 19 god.	8.554	1.691	67	2.704	433	158	1.075	862	287	1.100	177
	4.094	985	27	1.329	193	77	521	342	105	451	64
20 - 24 god.	38.594	4.432	457	9.363	8.124	486	4.329	3.411	1.240	6.105	647
	21.462	3.047	232	5.698	4.439	220	2.216	1.606	610	3.083	311
25 - 29 god.	35.446	3.264	361	8.834	3.923	381	5.291	4.051	1.577	7.073	691
	22.145	2.406	201	6.016	2.526	216	2.876	2.255	959	4.297	393
30 - 34 god.	34.226	3.438	306	8.786	4.042	318	4.337	3.670	1.238	7.566	525
	22.895	2.593	175	6.157	2.677	194	3.026	2.133	737	4.892	311
35 - 39 god.	35.941	3.385	302	8.318	6.623	325	4.313	3.349	964	7.821	541
	23.605	2.516	178	5.742	4.464	208	2.696	1.930	592	4.955	324
40 - 44 god.	35.180	3.597	358	8.441	6.239	318	4.522	3.224	828	7.056	597
	22.188	2.480	222	5.661	3.972	191	2.546	1.756	489	4.529	342
45 - 49 god.	35.457	3.844	525	8.918	6.236	338	4.198	3.186	1.058	6.448	706
	21.490	2.551	263	5.716	3.669	212	2.071	1.776	617	4.202	413
50 - 54 god.	36.894	4.182	654	9.172	6.183	407	3.512	3.686	1.309	6.927	862
	21.122	2.631	313	5.373	3.589	236	1.234	2.051	728	4.469	498
55 - 59 god.	36.558	4.286	701	8.686	6.698	415	2.173	3.767	1.398	7.528	906
	19.243	2.377	278	4.312	3.660	227	661	1.930	748	4.636	414
60 i više god.	28.690	3.098	558	5.035	9.239	275	678	2.664	906	5.434	803
	14.203	1.492	218	1.913	4.400	182	190	1.438	450	3.547	373
<b>UKUPNO TOTAL</b>	<b>325.540</b>	<b>35.217</b>	<b>4.289</b>	<b>78.257</b>	<b>57.740</b>	<b>3.421</b>	<b>34.428</b>	<b>31.870</b>	<b>10.805</b>	<b>63.058</b>	<b>6.455</b>
	192.448	23.079	2.107	47.917	33.589	1.963	18.037	17.217	6.035	39.061	3.443



## REGISTROVANA NEZAPOSLENOST

Po dobi, stepenu obrazovanja i spolu

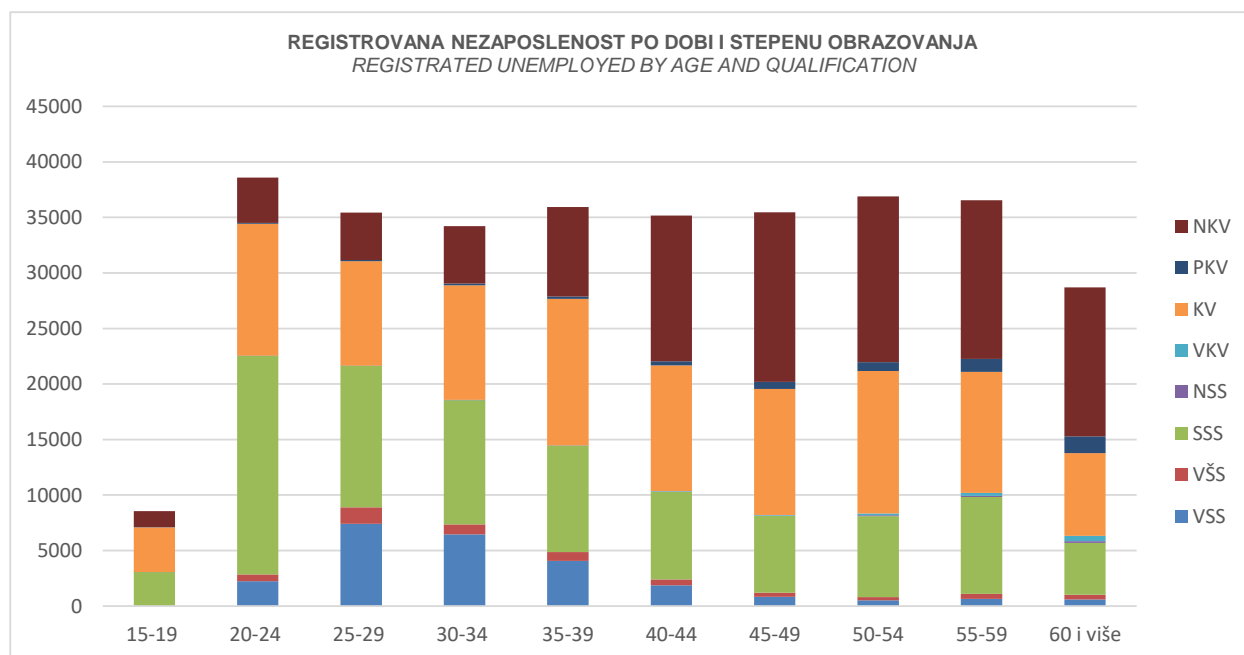
REGISTRED UNEMPLOYMENT

By cantons, qualification and sex

Tabela Vb - Table Vb

Juni/Lipanj 2020 - June 2020

Godine starosti Age	UKUPNO TOTAL	STEPEN STRUCNOG OBRAZOVANJA QUALIFICATION							
	ZENE WOMEN	VSS	VŠS	SSS	NSS	VKV	KV	PKV	NKV
15 - 19 god.	8.554	0	2	3.067	5	3	4.022	20	1.435
	4.094	0	2	1.701	3	1	1.484	7	896
20 - 24 god	38.594	2.255	595	19.661	13	19	11.871	97	4.083
	21.462	1.657	422	11.181	4	8	5.570	35	2.585
25 - 29 god.	35.446	7.403	1.491	12.725	5	22	9.407	118	4.275
	22.145	5.414	987	7.869	2	9	5.107	58	2.698
30 - 34 god.	34.226	6.469	879	11.205	4	15	10.300	159	5.195
	22.895	4.919	547	7.630	3	9	6.003	79	3.706
35 - 39 god.	35.941	4.059	815	9.555	3	24	13.205	224	8.057
	23.605	3.023	571	6.542	2	10	7.792	124	5.541
40 - 44 god.	35.180	1.866	540	7.879	20	40	11.323	380	13.131
	22.188	1.249	388	5.398	20	10	5.974	213	8.936
45 - 49 god.	35.457	845	359	6.927	33	34	11.346	658	15.255
	21.490	496	245	5.052	32	8	5.761	380	9.515
50 - 54 god.	36.894	530	280	7.302	77	141	12.842	789	14.934
	21.122	313	192	5.116	73	24	6.245	380	8.780
55 - 59 god.	36.558	642	451	8.726	107	258	10.897	1.177	14.301
	19.243	322	252	5.882	104	39	3.937	515	8.193
60 i više god.	28.690	592	418	4.676	159	477	7.452	1.513	13.403
	14.203	229	209	2.921	153	67	2.309	596	7.719
UKUPNO TOTAL	325.540	24.661	5.830	91.723	426	1.033	102.664	5.135	94.068
	192.448	17.623	3.814	59.293	396	185	50.182	2.386	58.569



## REGISTROVANA NEZAPOSLENOST

FBiH po općinama, učešće žena, indeksi

REGISTRED UNEMPLOYMENT

FBiH by canton and municipality, participation of women, indexes

Tabela VI - Table VI

Juni/Lipanj 2020 - June 2020

KANTONI PO OPĆINAMA CANTONS BY MUNICIPALITY	UKUPNO / TOTAL		INDEX	ŽENE / WOMEN		INDEX
	V 2020	VI 2020	$\frac{VI\ 2020}{V\ 2020}$	V 2020	VI 2020	$\frac{VI\ 2020}{V\ 2020}$
<b>FEDERACIJA BIH - UKUPNO</b> FEDERATION OF BIH - TOTAL	<b>325.816</b>	<b>325.540</b>	<b>99,92</b>	<b>189.445</b>	<b>192.448</b>	<b>101,59</b>

### 1. UNSKO - SANSKI KANTON

UKUPNO / TOTAL	34.982	35.217	100,67	19.473	23.079	118,52
Bihać	7.619	7.778	102,09	4.367	4.457	102,06
Bosanska Krupa	3.517	3.541	100,68	1.961	1.977	100,82
Bosanski Petrovac	840	813	96,79	454	444	97,80
Bužim	3.350	3.378	100,84	1.976	1.989	100,66
Cazin	8.364	8.414	100,60	4.464	7.976	178,67
Ključ	1.839	1.833	99,67	961	960	99,90
Sanski Most	3.339	3.460	103,62	1.730	1.772	102,43
Velika Kladuša	6.114	6.000	98,14	3.560	3.504	98,43

KANTONI PO OPĆINAMA CANTONS BY MUNICIPALITY	UKUPNO / TOTAL		INDEX	ŽENE / WOMEN		INDEX
	V 2020	VI 2020	$\frac{VI\ 2020}{V\ 2020}$	V 2020	VI 2020	$\frac{VI\ 2020}{V\ 2020}$
<b>2. POSAVSKI KANTON</b>	<b>4.274</b>	<b>4.289</b>	<b>100,35</b>	<b>2.113</b>	<b>2.107</b>	<b>99,72</b>
Domaljevac	291	287	98,63	105	103	98,10
Odžak	1.756	1.765	100,51	989	990	100,10
Orašje	2.227	2.237	100,45	1.019	1.014	99,51

KANTONI PO OPĆINAMA CANTONS BY MUNICIPALITY	UKUPNO / TOTAL		INDEX	ŽENE / WOMEN		INDEX
	V 2020	VI 2020	$\frac{VI\ 2020}{V\ 2020}$	V 2020	VI 2020	$\frac{VI\ 2020}{V\ 2020}$
<b>3. TUZLANSKI KANTON</b>	<b>78.031</b>	<b>78.257</b>	<b>100,29</b>	<b>47.760</b>	<b>47.917</b>	<b>100,33</b>
Banovići	4.205	4.247	101,00	2.980	3.010	101,01
Čelić	2.361	2.344	99,28	1.322	1.323	100,08
Doboj - Istok	1.908	1.941	101,73	1.284	1.288	100,31
Gračanica	7.313	7.350	100,51	4.637	4.667	100,65
Gradačac	6.512	6.574	100,95	3.635	3.671	100,99
Kalesija	6.823	6.927	101,52	4.048	4.125	101,90
Kladanj	2.348	2.358	100,43	1.441	1.450	100,62
Lukavac	8.135	8.092	99,47	5.270	5.191	98,50
Sapna	1.982	1.992	100,50	1.213	1.218	100,41
Srebrenik	6.948	7.018	101,01	4.243	4.294	101,20
Teočak	1.274	1.291	101,33	792	809	102,15
Tuzla	17.134	16.995	99,19	9.984	9.928	99,44
Živinice	11.088	11.128	100,36	6.911	6.943	100,46



(nastavak/continuation)

Juni/Lipanj 2020 - June 2020

KANTONI PO OPĆINAMA CANTONS BY MUNICIPALITY	UKUPNO / TOTAL		INDEX	ŽENE / WOMEN		INDEX
	V 2020	VI 2020	$\frac{VI\ 2020}{V\ 2020}$	V 2020	VI 2020	$\frac{VI\ 2020}{V\ 2020}$
<b>4. ZENICKO - DOBOJSKI KANTON</b>						
<b>UKUPNO / TOTAL</b>	<b>57.042</b>	<b>57.740</b>	<b>101,22</b>	<b>33.324</b>	<b>33.589</b>	<b>100,80</b>
Breza	1.711	1.728	100,99	1.174	1.172	99,83
Doboj -Jug	714	706	98,88	413	409	99,03
Kakanj	6.109	6.216	101,75	3.656	3.687	100,85
Maglaj	3.918	3.963	101,15	2.459	2.476	100,69
Olovo	1.565	1.556	99,42	824	816	99,03
Tešanj	5.837	6.021	103,15	3.130	3.234	103,32
Usora	599	614	102,50	325	326	100,31
Vareš	1.037	1.043	100,58	547	550	100,55
Visoko	6.492	6.490	99,97	3.774	3.766	99,79
Zavidovići	6.082	6.176	101,55	3.314	3.342	100,84
Zenica	18.876	19.072	101,04	11.315	11.399	100,74
Žepče	4.102	4.155	101,29	2.393	2.412	100,79

KANTONI PO OPĆINAMA CANTONS BY MUNICIPALITY	UKUPNO / TOTAL		INDEX	ŽENE / WOMEN		INDEX
	V 2020	VI 2020	$\frac{VI\ 2020}{V\ 2020}$	V 2020	VI 2020	$\frac{VI\ 2020}{V\ 2020}$
<b>5. BOSANSKO - PODRINJSKI KANTON</b>						
<b>UKUPNO / TOTAL</b>	<b>3.360</b>	<b>3.421</b>	<b>98,35</b>	<b>1.933</b>	<b>1.963</b>	<b>99,29</b>
Foča / Ustikolina	313	319	101,92	178	180	101,12
Goražde	2.916	2.970	101,85	1.685	1.713	101,66
Pale / Prača	131	132	100,76	70	70	100,00

62

KANTONI PO OPĆINAMA CANTONS BY MUNICIPALITY	UKUPNO / TOTAL		INDEX	ŽENE / WOMEN		INDEX
	V 2020	VI 2020	$\frac{VI\ 2020}{V\ 2020}$	V 2020	VI 2020	$\frac{VI\ 2020}{V\ 2020}$
<b>6. SREDNJOBOSANSKI KANTON</b>						
<b>UKUPNO / TOTAL</b>	<b>34.740</b>	<b>34.428</b>	<b>99,10</b>	<b>18.267</b>	<b>18.037</b>	<b>98,74</b>
Bugojno	4.943	4.876	98,64	2.633	2.584	98,14
Busovača	2.668	2.560	95,95	1.496	1.426	95,32
Dobretići	60	61	101,67	28	29	103,57
Donji Vakuf	2.336	2.345	100,39	1.120	1.129	100,80
Fojnica	1.728	1.653	95,66	966	939	97,20
Gornji Vakuf	2.488	2.489	100,04	1.237	1.234	99,76
Jajce	2.934	2.956	100,75	1.638	1.646	100,49
Kiseljak	2.122	2.045	96,37	1.158	1.128	97,41
Kreševo	551	551	100,00	352	351	99,72
Novi Travnik	3.229	3.227	99,94	1.885	1.867	99,05
Travnik	7.428	7.447	100,26	3.428	3.414	99,59
Vitez	4.253	4.218	99,18	2.326	2.290	98,45

(nastavak/continuation)

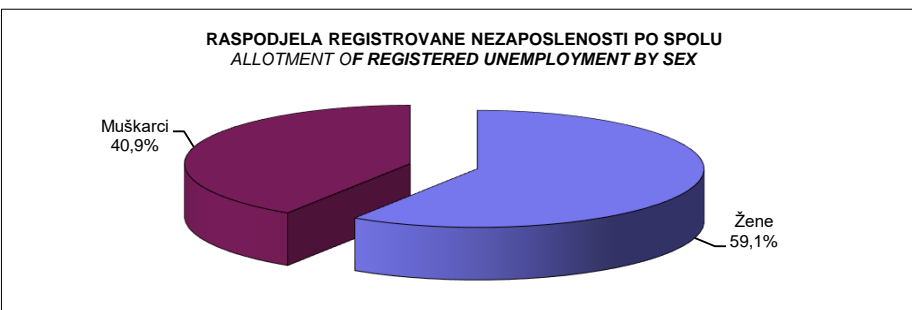
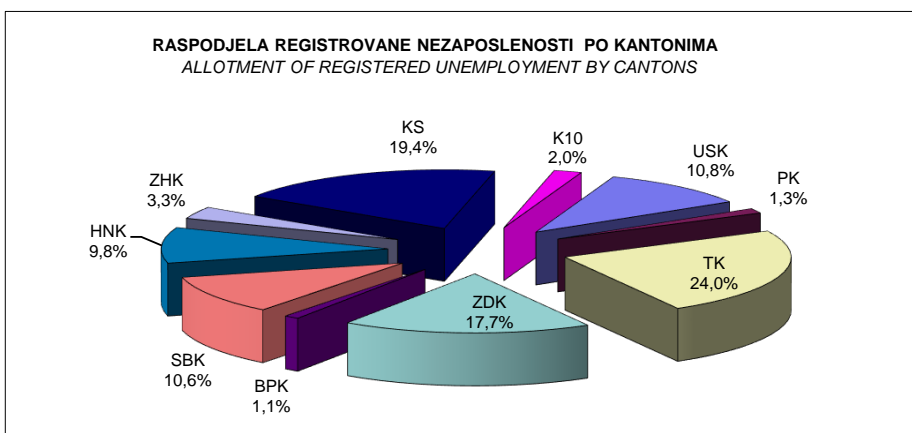
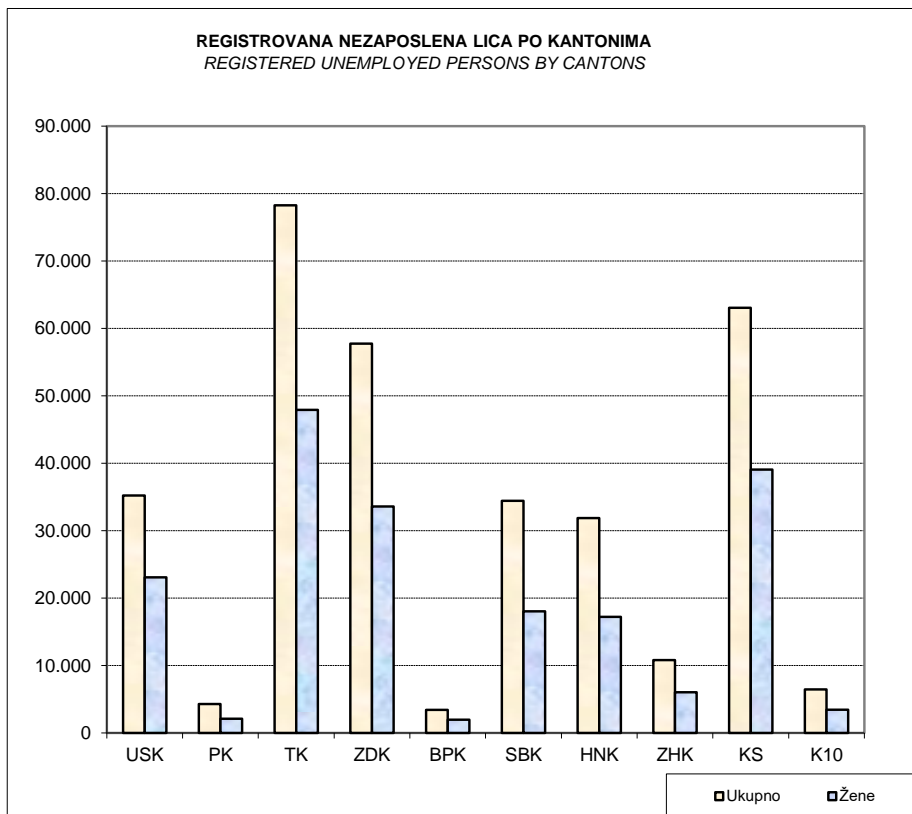
Juni/Lipanj 2020 - June 2020

KANTONI PO OPĆINAMA CANTONS BY MUNICIPALITY	UKUPNO / TOTAL		INDEX	ŽENE / WOMEN		INDEX
	V 2020	VI 2020	$\frac{VI\ 2020}{V\ 2020}$	V 2020	VI 2020	$\frac{VI\ 2020}{V\ 2020}$
<b>7. HERCEGOVAČKO-NERETVANSKI KANTON</b>						
<b>UKUPNO / TOTAL</b>	<b>32.090</b>	<b>31.870</b>	<b>99,31</b>	<b>17.357</b>	<b>17.217</b>	<b>99,19</b>
Čapljina	3.114	3.108	99,81	1.731	1.735	100,23
Čitluk	2.918	2.877	98,59	1.625	1.612	99,20
Jablanica	2.124	2.109	99,29	1.202	1.191	99,08
Konjic	3.948	3.988	101,01	2.135	2.134	99,95
Mostar	15.920	15.763	99,01	8.575	8.483	98,93
Neum	335	315	94,03	162	152	93,83
Prozor / Rama	1.833	1.812	98,85	977	964	98,67
Ravno	38	37	97,37	17	17	100,00
Stolac	1.860	1.861	100,05	933	929	99,57

KANTONI PO OPĆINAMA CANTONS BY MUNICIPALITY	UKUPNO / TOTAL		INDEX	ŽENE / WOMEN		INDEX
	V 2020	VI 2020	$\frac{VI\ 2020}{V\ 2020}$	V 2020	VI 2020	$\frac{VI\ 2020}{V\ 2020}$
<b>8. ZAPADNOHERCEGOVAČKI KANTON</b>						
<b>UKUPNO / TOTAL</b>	<b>10.865</b>	<b>10.805</b>	<b>99,45</b>	<b>6.064</b>	<b>6.035</b>	<b>99,52</b>
Grude	1.874	1.864	99,47	998	989	99,10
Ljubuški	2.752	2.731	99,24	1.467	1.459	99,45
Posušje	2.374	2.351	99,03	1.319	1.301	98,64
Široki Brijeg	3.865	3.859	99,84	2.280	2.286	100,26

KANTONI PO OPĆINAMA CANTONS BY MUNICIPALITY	UKUPNO / TOTAL		INDEX	ŽENE / WOMEN		INDEX
	V 2020	VI 2020	$\frac{VI\ 2020}{V\ 2020}$	V 2020	VI 2020	$\frac{VI\ 2020}{V\ 2020}$
<b>9. KANTON SARAJEVO</b>						
<b>UKUPNO / TOTAL</b>	<b>64.036</b>	<b>63.058</b>	<b>98,47</b>	<b>39.735</b>	<b>39.061</b>	<b>98,30</b>
Hadžići	4.897	4.848	99,00	3.290	3.277	99,60
Iliđa	10.627	10.441	98,25	6.774	6.601	97,45
Ilijaš	4.848	4.766	98,31	3.124	3.092	98,98
Vogošća	4.834	4.821	99,73	3.167	3.141	99,18
Trnovo	482	474	98,34	301	297	98,67
<b>Grad Sarajevo</b>	<b>38.348</b>	<b>37.708</b>	<b>98,33</b>	<b>23.079</b>	<b>22.653</b>	<b>98,15</b>
Centar	7.230	7.132	98,64	4.184	4.141	98,97
Novi Grad	17.520	17.207	98,21	10.884	10.657	97,91
Novo Sarajevo	7.749	7.662	98,88	4.652	4.582	98,50
Stari Grad	5.849	5.707	97,57	3.359	3.273	97,44

KANTONI PO OPĆINAMA CANTONS BY MUNICIPALITY	UKUPNO / TOTAL		INDEX	ŽENE / WOMEN		INDEX
	V 2020	VI 2020	$\frac{VI\ 2020}{V\ 2020}$	V 2020	VI 2020	$\frac{VI\ 2020}{V\ 2020}$
<b>10. KANTON 10</b>						
<b>UKUPNO / TOTAL</b>	<b>6.396</b>	<b>6.455</b>	<b>100,92</b>	<b>3.419</b>	<b>3.443</b>	<b>100,70</b>
Drvar	901	884	98,11	444	444	100,00
Glamoč	414	417	100,72	209	208	99,52
Grahovo	227	228	100,44	80	78	97,50
Kupres	311	310	99,68	218	214	98,17
Livno	2.572	2.614	101,63	1.405	1.419	101,00
Tomislavgrad	1.971	2.002	101,57	1.063	1.080	101,60



**PREGLED BROJA REGISTROVANIH NEZAPOSLENIH OSOBA PO OPĆINAMA**

Po kvalifikacionoj strukturi

REVIEW OF THE REGISTERED UNEMPLOYED PERSONS BY MUNICIPALITIES

By qualification

Tabela VII - Table VII

Juni/Lipanj 2020 - June 2020

KANTONI PO OPĆINAMA CANTONS BY MUNICIPALITY	UKUPNO TOTAL	STEPEN STRUČNOG OBRAZOVANJA / QUALIFICATION							
		VSS	VŠS	SSS	NSS	VKV	KV	PKV	NKV
<b>FEDERACIJA BIH - UKUPNO</b> FEDERATION OF BIH - TOTAL	<b>325.540</b>	<b>24.661</b>	<b>5.830</b>	<b>91.723</b>	<b>426</b>	<b>1.033</b>	<b>102.664</b>	<b>5.135</b>	<b>94.068</b>
<b>ZENE - UKUPNO</b> WOMEN - TOTAL	<b>192.448</b>	<b>17.623</b>	<b>3.814</b>	<b>59.293</b>	<b>396</b>	<b>185</b>	<b>50.182</b>	<b>2.386</b>	<b>58.569</b>

**1. UNSKO - SANSKI KANTON**

UKUPNO / TOTAL	35.217	1.696	312	7.921	39	87	9.870	1.051	14.241
Bihać	7.778	640	142	2.438	23	23	1.929	327	2.256
Bosanska Krupa	3.541	187	32	878	12	5	898	104	1.425
Bosanski Petrovac	813	25	8	183	0	3	317	13	264
Bužim	3.378	133	23	562	0	1	746	92	1.821
Cazin	8.414	365	58	1.733	2	9	2.565	192	3.490
Ključ	1.833	69	14	384	2	4	672	48	640
Sanski Most	3.460	121	17	801	0	36	1.196	97	1.192
Velika Kladuša	6.000	156	18	942	0	6	1.547	178	3.153
<b>Žene / Women</b>	<b>23.079</b>	<b>1.462</b>	<b>221</b>	<b>6.000</b>	<b>35</b>	<b>9</b>	<b>5.349</b>	<b>366</b>	<b>9.637</b>
Bihać	4.457	462	99	1.546	20	2	868	114	1.346
Bosanska Krupa	1.977	137	24	594	11	0	384	26	801
Bosanski Petrovac	444	15	4	120	0	0	158	9	138
Bužim	1.989	107	16	362	0	0	355	23	1.126
Cazin	7.976	493	52	1.960	2	2	1.963	101	3.403
Ključ	960	44	6	237	2	2	329	9	331
Sanski Most	1.772	89	12	506	0	3	510	29	623
Velika Kladuša	3.504	115	8	675	0	0	782	55	1.869

**2. POSAVSKI KANTON**

UKUPNO / TOTAL	4.289	129	123	1.072	0	2	1.267	313	1.383
Domaljevac	287	10	11	54	0	0	78	6	128
Odžak	1.765	48	18	495	0	1	617	285	301
Orašje	2.237	71	94	523	0	1	572	22	954
<b>Žene / Women</b>	<b>2.107</b>	<b>73</b>	<b>74</b>	<b>633</b>	<b>0</b>	<b>1</b>	<b>542</b>	<b>184</b>	<b>600</b>
Domaljevac	103	3	4	27	0	0	21	5	43
Odžak	990	28	11	317	0	1	298	168	167
Orašje	1.014	42	59	289	0	0	223	11	390

**3. TUZLANSKI KANTON**

UKUPNO / TOTAL	78.257	5.290	323	22.370	21	221	24.126	1.034	24.872
Banovići	4.247	398	10	1.339	0	7	1.352	26	1.115
Čelić	2.344	57	2	413	0	0	554	35	1.283
Doboj - Istok	1.941	105	7	432	0	3	722	20	652
Gračanica	7.350	424	33	1.619	0	20	2.890	134	2.230
Gradačac	6.574	340	11	1.643	0	21	1.903	196	2.460
Kalesija	6.927	274	24	1.780	4	4	2.117	43	2.681
Kladanj	2.358	103	20	656	1	1	724	14	839
Lukavac	8.092	568	44	2.844	0	37	2.404	86	2.109
Sapna	1.992	59	1	402	0	1	344	2	1.183
Srebrenik	7.018	410	12	1.680	0	14	2.545	139	2.218
Teočak	1.291	38	0	305	0	2	319	17	610
Tuzla	16.995	1.872	126	5.903	11	85	4.905	212	3.881
Živinice	11.128	642	33	3.354	5	26	3.347	110	3.611

KANTONI PO OPĆINAMA CANTONS BY MUNICIPALITY	UKUPNO TOTAL	STEPEN STRUČNOG OBRAZOVANJA / QUALIFICATION								
		VSS	VŠS	SSS	NSS	VKV	KV	PKV	NKV	
<b>3. TUZLANSKI KANTON</b>										
<i>Žene / Women</i>	<b>47.917</b>	<b>3.831</b>	<b>210</b>	<b>15.389</b>	<b>10</b>	<b>38</b>	<b>12.373</b>	<b>474</b>	<b>15.592</b>	
Banovići	3.010	281	7	1.020	0	0	842	19	841	
Čelić	1.323	36	1	277	0	0	214	21	774	
Doboj - Istok	1.288	78	5	332	0	1	417	6	449	
Gračanica	4.667	315	22	1.176	0	0	1.726	27	1.401	
Gradačac	3.671	256	9	1.165	0	6	843	78	1.314	
Kalesija	4.125	203	19	1.217	2	0	973	14	1.697	
Kladanj	1.450	72	8	435	0	0	345	1	589	
Lukavac	5.191	412	33	2.004	0	4	1.351	55	1.332	
Sapna	1.218	35	1	267	0	0	105	2	808	
Srebrenik	4.294	303	8	1.173	0	2	1.437	47	1.324	
Teočak	809	29	0	223	0	0	143	6	408	
Tuzla	9.928	1.325	74	3.794	5	23	2.300	138	2.269	
Živinice	6.943	486	23	2.306	3	2	1.677	60	2.386	

<b>4. ZENIČKO - DOBOJSKI KANTON</b>										
<b>UKUPNO / TOTAL</b>	<b>57.740</b>	<b>3.467</b>	<b>253</b>	<b>14.457</b>	<b>103</b>	<b>270</b>	<b>21.134</b>	<b>1.454</b>	<b>16.602</b>	
Breza	1.728	137	11	646	1	2	531	33	367	
Doboj -Jug	706	30	1	176	0	3	263	11	222	
Kakanj	6.216	478	32	1.477	0	26	2.385	157	1.661	
Maglaj	3.963	165	10	739	0	12	1.338	116	1.583	
Olovo	1.556	93	4	511	0	2	426	9	511	
Tešanj	6.021	299	21	1.309	6	36	2.281	159	1.910	
Usora	614	17	2	119	0	3	263	12	198	
Vareš	1.043	45	3	308	7	4	379	13	284	
Visoko	6.490	460	36	1.542	0	11	2.576	40	1.825	
Zavidovići	6.176	318	20	1.574	2	18	2.348	124	1.772	
Zenica	19.072	1.276	101	5.109	87	139	6.797	598	4.965	
Žepče	4.155	149	12	947	0	14	1.547	182	1.304	
<b>Žene / Women</b>	<b>33.589</b>	<b>2.405</b>	<b>166</b>	<b>9.441</b>	<b>94</b>	<b>42</b>	<b>10.580</b>	<b>649</b>	<b>10.212</b>	
Breza	1.172	97	8	448	0	0	322	30	267	
Doboj -Jug	409	23	0	129	0	0	125	4	128	
Kakanj	3.687	343	26	973	0	1	1.241	77	1.026	
Maglaj	2.476	109	4	503	0	2	695	54	1.109	
Olovo	816	51	3	263	0	1	188	2	308	
Tešanj	3.234	209	12	846	6	5	1.099	46	1.011	
Usora	326	13	2	65	0	0	123	7	116	
Vareš	550	22	2	188	7	0	141	3	187	
Visoko	3.766	333	24	1.005	0	0	1.356	24	1.024	
Zavidovići	3.342	195	12	975	0	2	1.107	39	1.012	
Zenica	11.399	908	65	3.380	81	30	3.439	272	3.224	
Žepče	2.412	102	8	666	0	1	744	91	800	

<b>5. BOSANSKO - PODRINJSKI KANTON</b>										
<b>UKUPNO / TOTAL</b>	<b>3.421</b>	<b>285</b>	<b>16</b>	<b>992</b>	<b>5</b>	<b>6</b>	<b>1.009</b>	<b>20</b>	<b>1.088</b>	
Foča / Ustikolina	319	15	0	67	0	0	95	1	141	
Goražde	2.970	266	16	902	4	6	876	18	882	
Pale / Prača	132	4	0	23	1	0	38	1	65	

KANTONI PO OPĆINAMA CANTONS BY MUNICIPALITY	STEPEN STRUČNOG OBRAZOVANJA / QUALIFICATION								
	UKUPNO TOTAL	VSS	VŠS	SSS	NSS	VKV	KV	PKV	NKV
<b>5. BOSANSKO - PODRINJSKI KANTON</b>									
Žene / Women	1.963	203	10	582	3	3	454	16	692
Foča / Ustikolina	180	11	0	40	0	0	41	1	87
Goražde	1.713	189	10	533	3	3	395	15	565
Pale / Prača	70	3	0	9	0	0	18	0	40

<b>6. SREDNJOBOSANSKI KANTON</b>									
UKUPNO / TOTAL	34.428	959	1.436	8.912	0	116	12.054	364	10.587
Bugojno	4.876	182	200	1.163	0	6	1.809	16	1.500
Busovača	2.560	46	82	777	0	11	930	55	659
Dobretići	61	0	0	10	0	0	11	2	38
Donji Vakuf	2.345	97	56	590	0	1	922	8	671
Fojnica	1.653	31	77	453	0	1	486	25	580
Gornji Vakuf	2.489	78	110	570	0	1	986	2	742
Jajce	2.956	59	86	687	0	9	1.078	53	984
Kiseljak	2.045	47	86	579	0	2	813	25	493
Kreševo	551	13	22	176	0	1	200	0	139
Novi Travnik	3.227	72	168	801	0	29	1.075	50	1.032
Travnik	7.447	202	393	1.909	0	20	2.235	76	2.612
Vitez	4.218	132	156	1.197	0	35	1.509	52	1.137
Žene / Women	18.037	649	928	5.473	0	7	5.065	172	5.743
Bugojno	2.584	127	132	717	0	0	794	7	807
Busovača	1.426	31	58	522	0	0	433	17	365
Dobretići	29	0	0	5	0	0	4	2	18
Donji Vakuf	1.129	61	39	343	0	0	394	0	292
Fojnica	939	22	43	280	0	0	194	10	390
Gornji Vakuf	1.234	48	60	353	0	0	416	1	356
Jajce	1.646	30	65	433	0	1	501	32	584
Kiseljak	1.128	37	63	383	0	1	399	12	233
Kreševo	351	10	14	143	0	0	87	0	97
Novi Travnik	1.867	42	103	540	0	1	467	32	682
Travnik	3.414	144	243	1.013	0	1	701	26	1.286
Vitez	2.290	97	108	741	0	3	675	33	633

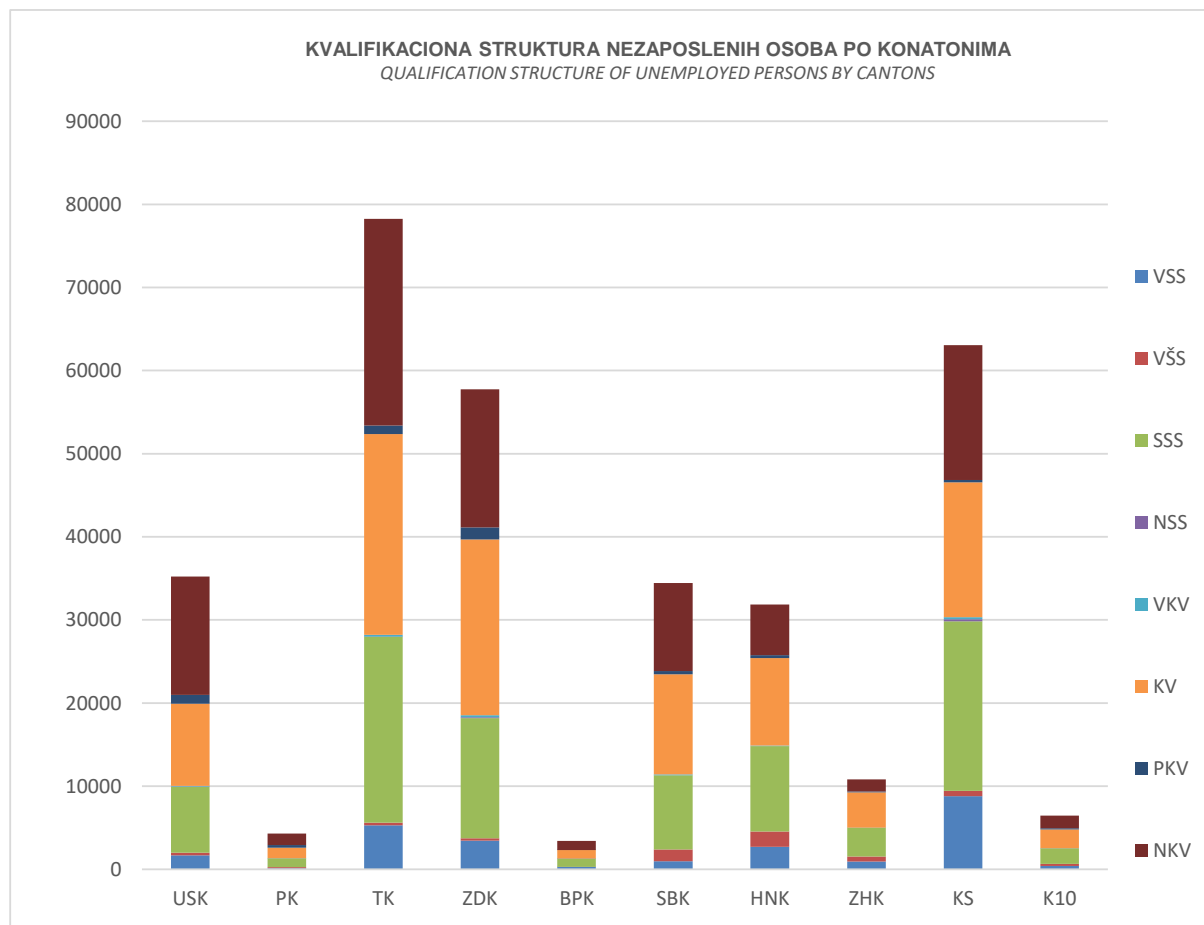
<b>7. HERCEGOVAČKO-NERETVANSKI KANTON</b>									
UKUPNO / TOTAL	31.870	2.699	1.866	10.272	0	66	10.492	372	6.103
Čapljina	3.108	237	159	1.018	0	12	1.117	54	511
Čitluk	2.877	259	166	1.080	0	4	1.126	7	235
Jablanica	2.109	161	82	646	0	2	726	45	447
Konjic	3.988	176	256	968	0	5	1.251	18	1.314
Mostar	15.763	1.624	1.035	5.487	0	34	4.697	213	2.673
Neum	315	26	17	110	0	0	122	1	39
Prozor / Rama	1.812	87	61	430	0	1	712	18	503
Ravno	37	1	3	11	0	0	14	0	8
Stolac	1.861	128	87	522	0	8	727	16	373

KANTONI PO OPĆINAMA CANTONS BY MUNICIPALITY	STEPEN STRUČNOG OBRAZOVANJA								
	UKUPNO TOTAL	VSS	VŠS	SSS	NSS	VKV	KV	PKV	NKV
<b>7. HERCEGOVAČKO-NERETVANSKI KANTON</b>									
<b>Žene / Women</b>	<b>17.217</b>	<b>1.957</b>	<b>1.219</b>	<b>5.706</b>	<b>0</b>	<b>8</b>	<b>4.649</b>	<b>213</b>	<b>3.465</b>
Čapljina	1.735	160	122	589	0	4	561	33	266
Čitluk	1.612	198	106	619	0	1	555	6	127
Jablanica	1.191	121	53	407	0	0	303	24	283
Konjic	2.134	129	160	534	0	0	561	4	746
Mostar	8.483	1.175	663	2.972	0	2	1.971	126	1.574
Neum	152	19	8	53	0	0	58	1	13
Prozor / Rama	964	60	45	270	0	0	344	9	236
Ravno	17	1	2	5	0	0	6	0	3
Stolac	929	94	60	257	0	1	290	10	217

<b>8. ZAPADNOHERCEGOVAČKI KANTON</b>									
UKUPNO / TOTAL	10.805	924	600	3.476	0	12	4.232	128	1.433
Grude	1.864	143	138	612	0	1	699	26	245
Ljubuški	2.731	248	120	743	0	0	1.152	21	447
Posušje	2.351	163	142	829	0	3	785	38	391
Široki Brijeg	3.859	370	200	1.292	0	8	1.596	43	350
<b>Žene / Women</b>	<b>6.035</b>	<b>643</b>	<b>405</b>	<b>2.088</b>	<b>0</b>	<b>8</b>	<b>2.093</b>	<b>82</b>	<b>716</b>
Grude	989	97	94	352	0	1	318	17	110
Ljubuški	1.459	168	78	446	0	0	563	13	191
Posušje	1.301	112	100	487	0	1	370	22	209
Široki Brijeg	2.286	266	133	803	0	6	842	30	206

<b>9. KANTON SARAJEVO</b>									
UKUPNO / TOTAL	63.058	8.818	628	20.397	258	251	16.196	275	16.235
Hadžići	4.848	291	20	1.262	1	9	1.487	16	1.762
Ilidža	10.441	1.270	97	3.289	52	45	2.765	78	2.845
Ilijaš	4.766	302	9	1.167	14	10	1.384	24	1.856
Vogošća	4.821	530	35	1.564	14	14	1.289	18	1.357
Trnovo	474	37	2	119	1	2	114	0	199
<b>Grad Sarajevo</b>	<b>37.708</b>	<b>6.388</b>	<b>465</b>	<b>12.996</b>	<b>176</b>	<b>171</b>	<b>9.157</b>	<b>139</b>	<b>8.216</b>
Centar	7.132	1.515	123	2.444	32	25	1.445	29	1.519
Novi Grad	17.207	2.422	159	5.682	78	95	4.594	59	4.118
Novo Sarajevo	7.662	1.644	125	2.825	39	29	1.615	33	1.352
Stari Grad	5.707	807	58	2.045	27	22	1.503	18	1.227
<b>Žene / Women</b>	<b>39.061</b>	<b>6.152</b>	<b>427</b>	<b>12.876</b>	<b>254</b>	<b>69</b>	<b>7.997</b>	<b>152</b>	<b>11.134</b>
Hadžići	3.277	231	15	883	1	2	815	10	1.320
Ilidža	6.601	911	66	2.166	51	11	1.393	47	1.956
Ilijaš	3.092	221	4	771	14	2	772	18	1.290
Vogošća	3.141	379	24	1.022	14	1	682	7	1.012
Trnovo	297	28	1	68	1	0	43	0	156
<b>Grad Sarajevo</b>	<b>22.653</b>	<b>4.382</b>	<b>317</b>	<b>7.966</b>	<b>173</b>	<b>53</b>	<b>4.292</b>	<b>70</b>	<b>5.400</b>
Centar	4.141	990	86	1.463	31	5	644	13	909
Novi Grad	10.657	1.733	110	3.605	78	34	2.196	31	2.870
Novo Sarajevo	4.582	1.091	79	1.692	37	8	792	17	866
Stari Grad	3.273	568	42	1.206	27	6	660	9	755

KANTONI PO OPĆINAMA CANTONS BY MUNICIPALITY	STEPEN STRUČNOG OBRAZOVANJA / QUALIFICATION								
	UKUPNO TOTAL	VSS	VŠS	SSS	NSS	VKV	KV	PKV	NKV
<b>10. KANTON 10</b>									
<b>UKUPNO / TOTAL</b>	<b>6.455</b>	<b>394</b>	<b>273</b>	<b>1.854</b>	<b>0</b>	<b>2</b>	<b>2.284</b>	<b>124</b>	<b>1.524</b>
Drvar	884	23	11	282	0	0	365	1	202
Glamoč	417	16	15	144	0	0	120	4	118
Grahovo	228	7	6	62	0	0	72	0	81
Kupres	310	14	25	102	0	0	81	5	83
Livno	2.614	180	135	715	0	1	905	70	608
Tomislavgrad	2.002	154	81	549	0	1	741	44	432
<b>Žene / Women</b>	<b>3.443</b>	<b>248</b>	<b>154</b>	<b>1.105</b>	<b>0</b>	<b>0</b>	<b>1.080</b>	<b>78</b>	<b>778</b>
Drvar	444	12	6	173	0	0	138	1	114
Glamoč	208	7	10	75	0	0	55	4	57
Grahovo	78	3	2	21	0	0	20	0	32
Kupres	214	9	16	83	0	0	53	3	50
Livno	1.419	115	79	424	0	0	444	49	308
Tomislavgrad	1.080	102	41	329	0	0	370	21	217





**NAJBROJNIJA ZANIMANJA PO STRUČNOJ SPREMI**  
PROFESSIONS BY LEVEL OF EDUCATION

Tabela VIII - Table VIII

Juni/Lipanj 2020 - June 2020

KANTON	VSS	UKUPNO	ŽENA	VŠS	UKUPNO	ŽENA	SSS	UKUPNO	ŽENA	KV I VKV	UKUPNO	ŽENA
USK	Ekonomista	252	130	Ekonomista	100	44	Ekonomski tehničar	1138	813	Prodavač	2112	1501
	Pravnik	197	96	Inž.tekstil.tehnol	34	14	Maturant gimnazije	968	637	Automehaničar	817	506
	Medicinska sestra	141	62	Učitelj predšk.djece	22	9	Mašinski tehničar	882	536	Krojač	753	473
	Prof.engl.jezika	73	28	Medicinska sestra	20	8	Medicinska sestra	664	459	Kuhar	660	422
	Prof.razred.nastave	70	27	Inž.drvene tehnol.	17	8	Poljoprivr.tehničar	505	265	Bravar	582	341
PK	Ekonomista	22	13	Ekonomista	20	16	Komercijalist	122	73	Prodavač	236	166
	Pravnik	7	4	Informatičar	15	6	Ekonomista	103	83	Bravar	178	1
	Prof.fizič.i zdrav.kulture	7	1	Pravnik	9	6	Medicinska sestra	96	69	Automehaničar	137	1
	Informatičar	6	0	Socijalni radnik	7	6	Poljoprivr.tehničar	94	50	Frizer	118	101
	Građevinski inženjer	5	0	Inženjer agronomije	6	4	Administr.službenik	75	45	Šivač tekstila	79	61
TK	Ekonomista	771	554	Nast.razred.nastave	51	46	Maturant gimnazije	2.414	1.768	Prodavač	4.915	4.570
	Pravnik	671	501	Ekonomista	43	27	Ekonomski tehničar	2.281	1.947	Automehaničar	1.344	15
	Pedagog	199	180	Pravnik	30	26	Medicinska sestra	2.268	1.707	Bravar	1.343	28
	Prof.razred.nastave	199	187	Ekonom.službenik	16	9	Mašinski tehničar	2.152	849	Frizer	1.327	1.288
	Socijalni radnik	168	149	Socijalni radnik	11	9	Poljopr.tehničar	948	781	Kuhar	1.269	947
ZDK	Ekonomista	24	11	Ekonomista	2	2	Ekonomski tehničar	83	64	Prodavač	76	63
	Pravnik	11	7	Pravnik	2	2	Maturant gimnazije	72	46	Frizer	65	58
	Učitelj predšk.djece	8	8	Građevinski inženjer	1	1	Mašinski tehničar	53	15	Kuhar	58	39
	Inž.drum.saobrać.	6	2	Učitelj predšk.djece	1	1	Elektroent.tehničar	26	2	Zavarivač	41	1
	Socijalni pedagog	6	6	0	0	0	Medicinska sestra	25	17	Bravar	34	1
BPK	Pravnik	48	39	Nast.predšk.odgoja	4	3	Ekonom. tehničar	144	107	Prodavač	146	128
	Inž. Mašinstva	28	16	Nast.histor.i geograf.	3	3	Mašinski tehničar	138	60	Krojač	137	107
	Menadžer	26	16	Pravnik	2	1	Poljoprivr.tehničar	130	75	Vozač	70	2
	Ekonomista	14	7	Nast.biologije i hemije	2	1	Administ.službenik	110	67	Hemičar	66	57
	Inž.poljop.nauka	13	8	Građevinski inženjer	2	0	Hemijski tehničar	92	72	Frizer	65	50
SBK	Ekonomist	142	91	Ekonomist	287	196	Maturant gimnazije	1602	856	Prodavač	2598	1842
	Pravnik	119	71	Pravnik	54	34	Ekonomski tehničar	1727	1287	Konfeksionar	567	485
	Inženjer poljopr	41	23	Razredni učitelj	35	15	Mašinski tehničar	845	422	Stolar	382	62
	Prof.engl.jezika	45	21	Inž.prehram.tehn.	32	8	Elektrotehničar	144	22	Bravar	957	29
	Socijalni radnik	41	20	Saobrać.inženjer	34	5	Medicinski tehničar	869	627	Mašibravar	135	2
HNK	Pravnik	393	299	Ekonomski službenik	235	157	Ekonom.tehničar	1.829	1.274	Prodavač	1.969	1.580
	Ekonomist	245	166	Pravnik	151	98	Maturant gimnazije	1.683	1074	Frizer za žene	919	872
	Prof.engl.jezika	161	132	Učitelj predšk.djece	77	76	Strojarski tehničar	833	255	Kuhar	756	466
	Inž.agronom	129	81	Građevinski inženjer	57	28	Turistički animator	530	334	Bravar	747	11
	Prof.tjel.i zdrav.kult.	87	20	Fizioterapeut	46	28	Elektrotehničar	514	90	Automehaničar	678	2
ZHK	Ekonomist	178	124	Ekonomist	163	113	Mat.gimnazije	682	406	Trgovac	1239	956
	Pravnik	117	79	Pravnik	48	34	Ekonomski tehničar	905	644	Frizer	341	305
	Prof. hrvatskog jezika	46	41	Razredni učitelj	25	22	Strojarski tehničar	398	137	Bravar	320	22
	Prof.engl.jezika	48	38	Učitelj predšk.djece	30	30	Elektrotehničar	183	39	Metalotokar	305	43
	Pedagog	46	44	Fizioterapeut	21	17	Tehn.cestov.prometa	96	42	Automehaničar	268	0
KS	dipl.ekonomista	1.340	880	ekonomista	202	130	maturant gimnazije	3.522	2.362	prodavač	3.257	2.719
	dipl.pravnik	1027	755	pravnik	99	77	ekonomski tehničar	2.193	1.813	frizer-vlasuljar	1000	929
	politolog	364	224	nast.predšk.vaspit.	42	41	mašinski tehničar	1.769	642	vozač motor.vozila	937	20
	socijalni radnik	379	344	građevinski inženjer	30	13	tekstilni tehničar	729	601	automehaničar	819	6
	novinar	303	247	nast.razredne nastave	22	20	medicinska sestra	692	551	bravar	604	33
K10	ekonomski	58	36	ekonomski	31	21	gimnazija	380	238	prodavač	385	313
	pravni	51	28	pravni	13	9	ekonomski tehničar	194	162	elektromehaničar	220	46
	pedagogija	31	31	inž.agronom	9	5	stojarski tehničar	122	46	bravar	167	10
	socijalni radnik	28	23	inž.tekst.tehnol.	11	6	ekonomist	118	85	automehaničar	167	1
	nastavnik	25	25	nastavnik predšk.odgoja	5	5	šumarski tehničar	91	23	kemijski laborant	142	131

## MATERIJALNA I SOCIJALNA SIGURNOST NEZAPOSLENIH

Korisnici novčane naknade i zdravstvenog osiguranja - učešće žena, indeksi ( FBiH po kantonima/županijama )

### MATERIAL AND SOCIAL SECURITY OF THE UNEMPLOYED

Beneficiaries of unemployment benefits and health insurances - participation of women, indexes (FBiH by canton)

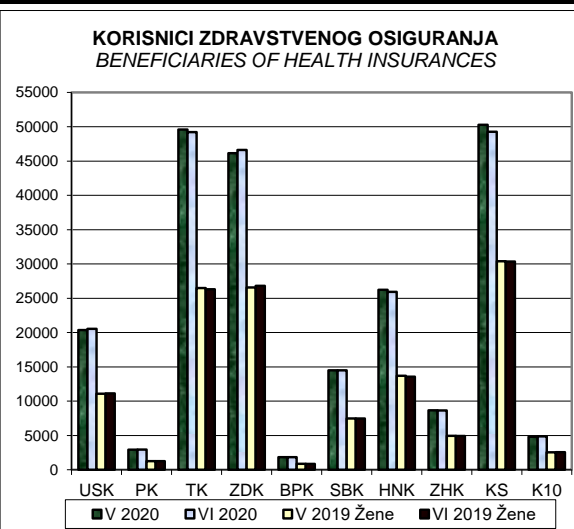
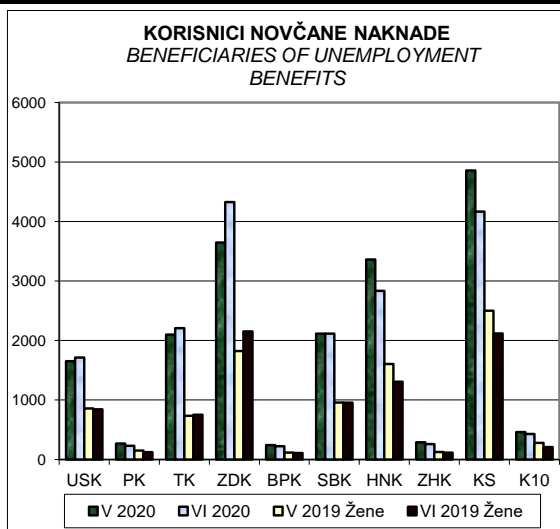
Tabela IX - Table IX

Juni/Lipanj 2020 - June 2020

<b>Korisnici novčane naknade</b> <i>Beneficiaries of unemployment benefits</i>						
KANTONI CANTONS	UKUPNO/Total			ŽENE/Women		
	V 2020	VI 2020	VI 2020 V 2020	V 2020	VI 2020	VI 2020 V 2020
1. Unsko - sanski	1.653	1.714	103,69	861	844	98,03
2. Posavski	269	231	85,87	153	124	81,05
3. Tuzlanski	2.100	2.208	105,14	735	753	102,45
4. Zeničko - dobojski	3.647	4.327	118,65	1.822	2.153	118,17
5. Bosansko - podrinjski	243	224	92,18	115	110	95,65
6. Srednjobosanski	2.116	2.116	100,00	956	956	100,00
7. Hercegovačko-neretvanski	3.362	2.835	84,32	1.608	1.308	81,34
8. Zapadnohercegovački	290	260	89,66	128	116	90,63
9. Kanton Sarajevo	4.858	4.167	85,78	2.502	2.119	84,69
10. Kanton 10	462	430	93,07	279	210	75,27
<b>FEDERACIJA BIH - UKUPNO</b> <i>FEDERATION OF BIH - TOTAL</i>	<b>19.000</b>	<b>18.512</b>	<b>97,43</b>	<b>9.159</b>	<b>8.693</b>	<b>94,91</b>

<b>Korisnici zdravstvenog osiguranja</b> <i>Beneficiaries of health insurances</i>						
KANTONI CANTONS	UKUPNO/Total			ŽENE/Women		
	V 2020	VI 2020	VI 2020 V 2020	V 2020	VI 2020	VI 2020 V 2020
1. Unsko - sanski	20.360	20.538	100,87	11.066	11.127	100,55
2. Posavski	2.922	2.938	100,55	1.253	1.251	99,84
3. Tuzlanski	49.589	49.215	99,25	26.487	26.306	99,32
4. Zeničko - dobojski	46.143	46.616	101,03	26.582	26.806	100,84
5. Bosansko - podrinjski	1.831	1.831	100,00	847	849	100,24
6. Srednjobosanski	14.490	14.490	100,00	7.467	7.467	100,00
7. Hercegovačko-neretvanski	26.228	25.928	98,86	13.705	13.561	98,95
8. Zapadnohercegovački	8.661	8.640	99,76	4.931	4.920	99,78
9. Kanton Sarajevo	50.282	49.266	97,98	30.398	30.347	99,83
10. Kanton 10	4.801	4.866	101,35	2.518	2.558	101,59
<b>FEDERACIJA BIH - UKUPNO</b> <i>FEDERATION OF BIH - TOTAL</i>	<b>225.307</b>	<b>224.328</b>	<b>99,57</b>	<b>125.254</b>	<b>125.192</b>	<b>99,95</b>

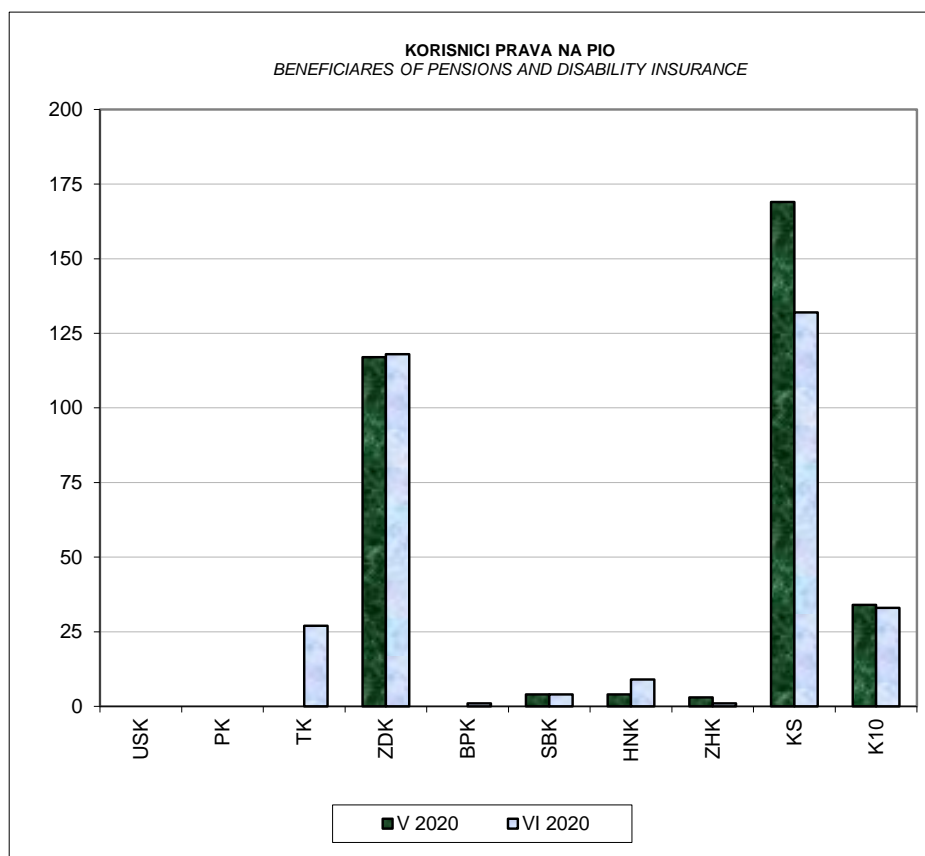


**KORISNICI PRAVA NA PIO**  
*BENEFICIARIES OF PENSIONS AND DISABILITY INSURANCE*

Tabela X - Table X

Juni/Lipanj 2020 - June 2020

KANTONI CANTONS	Korisnici prava na PIO PIO beneficiaries		
	V 2020	VI 2020	VI 2020 V 2020
<b>FEDERACIJA BiH - UKUPNO</b> <i>FEDERATION OF BiH - TOTAL</i>	<b>331</b>	<b>325</b>	<b>98,19</b>
1. Unsko - sanski	0	0	
2. Posavski	0	0	
3. Tuzlanski	0	27	
4. Zeničko - dobojski	117	118	100,85
5. Bosansko - podrinjski	0	1	
6. Srednjobosanski	4	4	100,00
7. Hercegovačko-neretvanski	4	9	225,00
8. Zapadnohercegovački	3	1	33,33
9. Kanton Sarajevo	169	132	78,11
10. Kanton 10	34	33	97,06

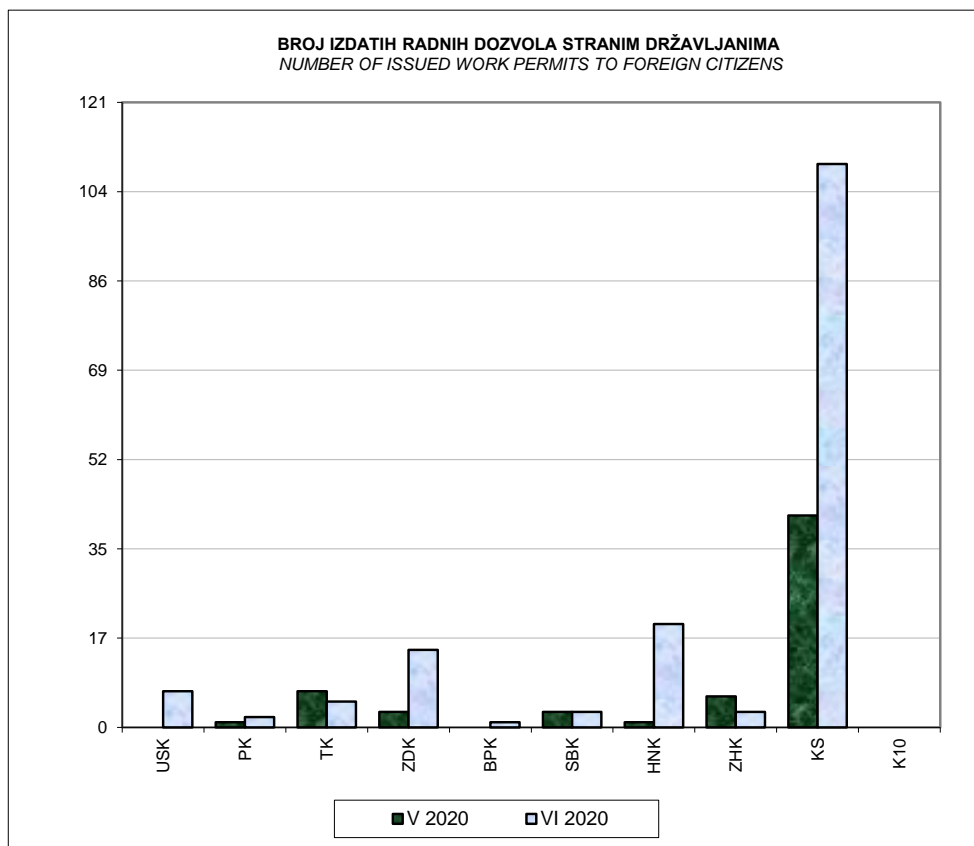


**ZAPOSLENI STRANI DRŽAVLJANI**  
EMPLOYED FOREIGN CITIZENS

Tabela XI - Table XI

Juni/Lipanj 2020 - June 2020

KANTONI CANTONS	Broj izdatih radnih dozvola stranim državljanima Number of issued work permits to foreign citizens		
	V 2020	VI 2020	VI 2020 V 2020
<b>FEDERACIJA BiH - UKUPNO</b> <i>FEDERATION OF BiH - TOTAL</i>	<b>62</b>	<b>165</b>	<b>266,13</b>
1. Unsko - sanski	0	7	
2. Posavski	1	2	200,00
3. Tuzlanski	7	5	71,43
4. Zeničko - dobojski	3	15	500,00
5. Bosansko - podrinjski	0	1	
6. Srednjobosanski	3	3	100,00
7. Hercegovačko-neretvanski	1	20	2000,00
8. Zapadnohercegovački	6	3	50,00
9. Kanton Sarajevo	41	109	265,85
10. Kanton 10	0	0	



## IZVOR PODATAKA I METODOLOŠKA OBJAŠNENJA

Izvori podataka koji se koriste u izradi Statističkog pregleda su podaci koje vode službe za zapošljavanje u Federaciji Bosne i Hercegovine.

Podaci se prikupljaju i obrađuju mjesečno i publikuju oko 20. u mjesecu za prethodni mjesec.

### OBJAŠNENJE ZNAKOVA I POJMOVA

1. NEZAPOSLENE OSOBE su osobe bez zaposlenja, sposobne za rad, starosne dobi od 15 do 65 godina evidentirane u biroima za zapošljavanje.
2. OSOBE KOJE PRVI PUT TRAŽE ZAPOSLENJE su evidentirane osobe u biroima koje ranije nisu bile u radnom odnosu.
3. NEZAPOSLENE OSOBE ZBOG PRESTANKA RADA ORGANIZACIJA I POSLODAVACA su evidentirane osobe u biroima za zapošljavanje, a ostale su bez posla zbog prestanka rada organizacija i poslodavaca.
4. KORISNICI NOVČANE NAKNADE su nezaposlene osobe evidentirane u općinskim biroima koja su prema odredbama Zakona ostvarila ovo pravo.
5. NOVOPRIJAVLJENE OSOBE KOJE PRVI PUT TRAŽE ZAPOSLENJE su osobe koje se općinskim biroima prijavljuju prvi put radi zaposlenja u tekućem mjesecu.
6. ZAPOSLENI SA EVIDENCIJE SLUŽBI ZA ZAPOSŁJAVANJE su osobe koje su se zaposlile u zemlji i inostranstvu tokom izvještajnog mjeseca a bile su evidentirane u službama.
7. POTREBE ZA RADNICIMA predstavljaju broj traženih radnika i pripravnika za nepopunjena i novootvorena radna mjesta koja organizacije i poslodavci prijavljuju biroima u toku izvještajnog mjeseca.
8. REALIZOVANE PRIJAVE O POTREBAMA ZA RADNICIMA predstavljaju broj zaposlenih radnika i pripravnika prema izvještaju o zasnivanju radnog odnosa, koji poslodavci dostavljaju biroima tokom izvještajnog mjeseca.

### ZNAKOVI

–	nema pojave
...	ne raspolaže se podacima
,	podatak manji od 0,5 date jedinice mjere
*	ispravljen podatak
1/	napomena ispod teksta ili tabele
Ø	prosjeak
( )	procijenjen podatak

### SKRAĆENICE

NKV	nekvalifikovani radnik	VKV	visokokvalifikovani radnik
PKV	polukvalifikovani radnik	SSS	srednja stručna sprema
NSS	niža stručna sprema	VŠS	viša školska sprema
KV	kvalifikovani radnik	VSS	visoka stručna sprema

SKD standardna klasifikacija djelatnosti

01. USK	Unsko - sanski kanton	06. SBK	Srednjobosanski kanton
02. PK	Posavski kanton	07. HNK	Hercegovačko - neretvanski kanton
03. TK	Tuzlanski kanton	08. ZHK	Zapadnohercegovački kanton
04. ZDK	Zeničko - dobojski kanton	09. KS	Kanton Sarajevo
05. BPK	Bosansko - podrinjski kanton	10. K10	Kanton 10

## DATA SOURCES AND METHODOLOGICAL EXPLANATIONS

Data sources used for the Monthly Statistics Bulletin are data of the FBiH Employment Services.

Data are collected and analysed on a monthly basis and published around the 20th of the month for the previous month.

### EXPLANATION OF SYMBOLS AND TERMS

1. UNEMPLOYED PERSONS are persons without employment, capable of working, aged 15 to 65, registered at the Municipal Employment Bureaus as seekers of employment.
2. PERSONS SEEKING EMPLOYMENT FOR THE FIRST TIME are yet to be employed persons registered at the Municipal Employment Bureau.
3. UNEMPLOYED PERSONS DUE TO THE DISSOLUTION OF ORGANISATIONS AND EMPLOYERS are unemployed persons registered at the Municipal Employment Bureau who have lost their jobs because of the dissolution of organisations and employers
4. USERS OF UNEMPLOYMENT BENEFITS are unemployed persons registered at the Municipal Employment Bureaus who have realised unemployment benefit, according to the regulations of the Law on Employment.
5. NEWLY REGISTRATED PERSONS WHO ARE SEEKING EMPLOYMENT FOR THE FIRST TIME are unemployed persons registered for the first time at the Municipal Employment Bureau in the current month.
6. EMPLOYED PERSONS FROM THE REGISTER OF THE EMPLOYMENT SERVICE are persons who have become employed either in FBiH or abroad during the reporting month, and who have been registered at the Employment Services.
7. VACANCIES represent the number of workers and interns sought for vacant and newly opened jobs about which the employers have informed the Municipal Employment Bureau about during the reporting month.
8. REALISED VACANCIES represent the number of the employed workers and interns according to the report on employment about which the employers have informed the Municipal Employment Bureau during the reporting month-

### SYMBOLS

–	no entry
...	data not available
,	value is less than 0.5 of the given measure unit
*	revised data
1/	footnote
Ø	average
()	estimated data

### SKRAĆENICE

NKV	unskilled workers	VKV	highly-skilled workers
PKV	semi-skilled workers	SSS	secondary education
NSS	primary education	VŠS	higher expertise
KV	skilled workers	VSS	university education

SKD Standard Classification of Occupations

01. USK	Una - Sana Canton	06. SBK	Central Bosnia Canton
02. PK	Posavina Canton	07. HNK	Herzegovina - Neretva Canton
03. TK	Tuzla Canton	08. ZHK	West Herzegovina Canton
04. ZDK	Zenica - Dobož Canton	09. KS	Sarajevo Canton
05. BPK	Bosnian Podrinje Canton	10. K10	West Bosnia Canton

## ADRESE I BROJEVI TELEFONA KANTONALNIH SLUŽBI ZA ZAPOŠLJAVANJE

<b>UNSKO - SANSKI KANTON</b>						
<b>JU SLUŽBA ZA ZAPOŠLJAVANJE UNSKO - SANSKOG KANTONA</b>		<b>Elmedin Đuzel,</b>	Branislava Đurđeva 1	Tel	037/229730	<a href="mailto:jusluzap@bih.net.ba">jusluzap@bih.net.ba</a>
				Fax	037/229-756	
<b>1.</b>	<b>Bihac</b>	Hadžić Abid	Branislava Đurđeva 1	Tel/fax	037/229-749	
<b>2.</b>	<b>Bosanska Krupa</b>	Skenderović Razija	511. Slavne brdske brigade bb	Tel/fax	037/881-052	
<b>3.</b>	<b>Bosanski Petrovac</b>	Ferizović Amir	Bosanska bb	Tel/fax	037/476-526	
<b>4.</b>	<b>Bužim</b>	Dervić Džemaludin	505. Viteške brigade bb	Tel/fax	037/410-470	
<b>5.</b>	<b>Cazin</b>	Samardžić Selvir	Cazinske brigade bb	Tel/fax	037/514-049	
<b>6.</b>	<b>Ključ</b>	Hadžić Jasim	Branilaca BiH 127	Tel/fax	037/660-124	
<b>7.</b>	<b>Sanski Most</b>	Mahić Sanel	Deseti oktobar bb	Tel/fax	037/689-368	
<b>8.</b>	<b>Velika Kladuša</b>	Čaušević Amra	Ibrahima Mržljaka 5	Tel/fax	037/775-370	
<b>POSAVSKI KANTON</b>						
<b>SLUŽBA ZA UPOŠLJAVANJE ŽUPANIJE POSAVSKE</b>		<b>Luka Jurić,</b> ravnatelj	Ulica III broj 50 c. 76270 Orašje	Tel	031/712-306	<a href="mailto:info@szuzp.ba">info@szuzp.ba</a>
				Fax	031/712-306	
<b>1.</b>	<b>Orašje</b>	Mišković Mato	Ulica III Br. 50	Tel	031/713-964	<a href="mailto:biroorasje@szuzp.ba">biroorasje@szuzp.ba</a>
				Fax	031/712-306	
<b>2.</b>	<b>Domaljevac - Šamac</b>	Klarić Đuro	Svete Ane 45 76233 Domaljevac	Tel	031/791-931	<a href="mailto:birodomaljevac@szuzp.ba">birodomaljevac@szuzp.ba</a>
				Fax	031/791-931	
<b>3.</b>	<b>Odžak</b>	Radić Aida	Omladinska bb 76290 Odžak	Tel	031/761-421	<a href="mailto:biroodzak@szuzp.ba">biroodzak@szuzp.ba</a>
				Fax	031/761-421	
<b>TUZLANSKI KANTON</b>						
<b>JU SLUŽBA ZA ZAPOŠLJAVANJE TUZLANSKOG KANTONA</b>		<b>Edina Isaković,</b> direktorica	Bosne srebrene b.b. 75 000 Tuzla	Tel	035/306-462	<a href="mailto:sluzba@szztk.ba">sluzba@szztk.ba</a>
				Fax	035/228-568	
					035/228-573	
<b>1.</b>	<b>Tuzla</b>	Delić Selma	Bosne srebrene, b.b 75000 Tuzla	Tel/fax	035/367-480	<a href="mailto:biro.tuzla@szztk.ba">biro.tuzla@szztk.ba</a>
<b>2.</b>	<b>Banovići</b>	Mujčić Halil	119. Muslimanske, 3 75 290 Banovići	Tel	035/367-501	<a href="mailto:biro.banovici@szztk.ba">biro.banovici@szztk.ba</a>
				Fax	035/367-502	
					035/367-503	
					035/367-504	
<b>3.</b>	<b>Čelić</b>	Ibrišimović Azra	Alije Izetbegovića 60/2 75 246 Čelić	Tel	035/367-517	<a href="mailto:biro.celic@szztk.ba">biro.celic@szztk.ba</a>
<b>4.</b>	<b>Doboj - Istok</b>	Hasanović Šemsudin	Brijesnica b.b. 74 206 Doboj-Istok	Tel	035/367-505	<a href="mailto:biro.dobojistok@szztk.ba">biro.dobojistok@szztk.ba</a>
<b>5.</b>	<b>Gračanica</b>	Mehinović Sadmira	Ahmet Paše Budimlije 20 B 75 320 Gračanica	Tel	035/367-507	<a href="mailto:biro.gracanica@szztk.ba">biro.gracanica@szztk.ba</a>
				Fax	035/367-509	
<b>6.</b>	<b>Gradačac</b>	Hrnčić Lejla	I.Kapetanovića b.b. 76 250 Gradačac	Tel	035/367-511	<a href="mailto:biro.gradacac@szztk.ba">biro.gradacac@szztk.ba</a>
				Fax	035/367-510	
<b>7.</b>	<b>Kalesija</b>	-	Žrtava genocida u Srebrenici bb 75 260 Kalesija	Tel	035/367-489	<a href="mailto:biro.kalesija@szztk.ba">biro.kalesija@szztk.ba</a>
				Fax	035/367-490	
					035/367-491	
<b>8.</b>	<b>Kladanj</b>	Džaferagić Saida	Kladanjske brigade 1, 75280 Kladanj	Tel	035/367-486	<a href="mailto:biro.kladanj@szztk.ba">biro.kladanj@szztk.ba</a>
<b>9.</b>	<b>Lukavac</b>	Ejubović Rifat	Redžepa ef. Muminhodžića, br. 4 75 300 Lukavac	Tel	035/367-492	<a href="mailto:biro.lukavac@szztk.ba">biro.lukavac@szztk.ba</a>
				Fax	035/367-493	
					035/367-494	
<b>10.</b>	<b>Sapna</b>	Muharemović Azem	Žrtava genocida u Srebrenici 75 411 Sapna	Tel	035/367-487	<a href="mailto:biro.sapna@szztk.ba">biro.sapna@szztk.ba</a>
<b>11.</b>	<b>Srebrenik</b>	Husejnović Sanela	Srebreničke brigade bb 75 350 Srebrenik	Tel	035/367-461	<a href="mailto:biro.srebrenik@szztk.ba">biro.srebrenik@szztk.ba</a>
<b>12.</b>	<b>Teočak</b>	Husić Senail	Krstac, b.b. 75 414 Teočak	Tel	035/367-488	<a href="mailto:biro.teocak@szztk.ba">biro.teocak@szztk.ba</a>
<b>13.</b>	<b>Živinice</b>	Selimović Amir	Oslobodjenja, br. 20 75 270 Živinice	Tel	035/367-495	<a href="mailto:biro.zivinice@szztk.ba">biro.zivinice@szztk.ba</a>
				Fax	035/367-497	

**ZENIČKO – DOBOJSKI KANTON**

<b>JU SLUŽBA ZA ZAPOŠLJAVANJE ZENIČKO - DOBOJSKOG KANTONA</b>		<b>Anto Pešić, direktor</b>	Adolfa Goldbergera 6 72 000 Zenica	Centr	032/448-200	<a href="mailto:info@zdk-szz.ba">info@zdk-szz.ba</a>
				Fax	032/405-173	
<b>1.</b>	<b>Zenica</b>	Saudin Burić	Adolfa Goldbergera 6	Tel	032/448-219	<a href="mailto:biro.zenica@zdk-szz.ba">biro.zenica@zdk-szz.ba</a>
				Fax	032/448-288	
<b>2.</b>	<b>Breza</b>	Bašić Fikret	Bogumilska 10	Tel	032/789-390	<a href="mailto:biro.breza@zdk-szz.ba">biro.breza@zdk-szz.ba</a>
				Fax	032/789-391	
<b>3.</b>	<b>Doboj-Jug</b>	Mirsad Šaranović	Matuzići bb	Tel	032/699-130	<a href="mailto:biro.dobojuj@zdk-szz.ba">biro.dobojuj@zdk-szz.ba</a>
				Fax	032/699-131	
<b>4.</b>	<b>Kakanj</b>	Marušić Mahir	Alije Izetbegovića br.15	Tel	032/552-390	<a href="mailto:biro.kakanj@zdk-szz.ba">biro.kakanj@zdk-szz.ba</a>
				Fax	032/552-391	
<b>5.</b>	<b>Maglaj</b>	Durmić Mirza	Aleja ljljana 14	Tel	032/609-611	<a href="mailto:biro.maglaj@zdk-szz.ba">biro.maglaj@zdk-szz.ba</a>
				Fax	032/609-610	
<b>6.</b>	<b>Olovo</b>	Hasanspahić Refik	1. Marta b.b	Tel	032/828-310	<a href="mailto:biro.olovo@zdk-szz.ba">biro.olovo@zdk-szz.ba</a>
				Fax	032/828-310	
<b>7.</b>	<b>Tešanj</b>	Berberović Muharem	Skendera Kulenovića b.b	Tel	032/656-700	<a href="mailto:biro.tesanj@zdk-szz.ba">biro.tesanj@zdk-szz.ba</a>
				Fax	032/656-701	
<b>8.</b>	<b>Usora</b>	Dario Krajina	Žabljak bb	Tel	032/891-524	<a href="mailto:biro.usora@zdk-szz.ba">biro.usora@zdk-szz.ba</a>
<b>9.</b>	<b>Vareš</b>	Operta-Svinčicki Jasna	Zvijezda 41	Tel	032/849-260	<a href="mailto:biro.vares@zdk-szz.ba">biro.vares@zdk-szz.ba</a>
<b>10.</b>	<b>Visoko</b>	Čehajić Lamija	Hadžihasanova 23	Tel	032/731-620	<a href="mailto:biro.visoko@zdk-szz.ba">biro.visoko@zdk-szz.ba</a>
				Fax	032/731-621	
<b>11.</b>	<b>Zavidovići</b>	Horozović Sabahudin	Alije Izetbegovića blok C	Tel	032/868-511	<a href="mailto:biro.zavidovici@zdk-szz.ba">biro.zavidovici@zdk-szz.ba</a>
				Fax	032/868-510	
<b>12.</b>	<b>Žepče</b>	Šišić Biljana	Prva b.b	Tel	032/888-187	<a href="mailto:biro.zepce@zdk-szz.ba">biro.zepce@zdk-szz.ba</a>
				Fax	032/888-186	

**BOSANSKO – PODRINJSKI KANTON**

<b>JU SLUŽBA ZA ZAPOŠLJAVANJE BOSANSKO - PODRINJSKOG KANTONA</b>		<b>Aida Bezdrob, direktorica</b>	Maršala Tita 13	Tel	038/221-546	<a href="mailto:szbpk@szbpk.ba">szbpk@szbpk.ba</a>
<b>1.</b>	<b>Goražde</b>	Erna Muratspahić	Maršala Tita br. 13	Tel	038/221-546	<a href="mailto:szbpk@szbpk.ba">szbpk@szbpk.ba</a>
<b>2.</b>	<b>Foča - Ustikolina</b>	Edin Hubanić	Magistralni put b.b.	Tel	038/518382	<a href="mailto:szbpk@szbpk.ba">szbpk@szbpk.ba</a>
<b>3.</b>	<b>Pale - Prača</b>	Edin Hubanić	Omladinska b.b.	Tel	038/799446	<a href="mailto:szbpk@szbpk.ba">szbpk@szbpk.ba</a>



<b>SREDNJOBOSANSKI KANTON</b>						
<b>SLUŽBA ZA ZAPOŠLJAVANJE SBK / ŽSB</b>		<b>Željko Lončar, direktor</b>	Konatur bb 72 270 Travnik	Centr Fax	030/518-764 030/501-843	<a href="mailto:info@szzksbsbk.com.ba">info@szzksbsbk.com.ba</a>
1.	<b>Bugojno</b>	Smajlović Branka	Nugle II - 15	Tel/fax	030/251-235	
2.	<b>Busovača</b>	Akrap Marica	Nikole Šubića Zrinskog bb	Tel/fax	030/732-094	
3.	<b>Dobretići</b>	Idžanović Srećko	Dobretići bb	Tel	030/641-194	
4.	<b>Donji Vakuf</b>	Imširpašić Vasva	Omladinska bb	Tel/fax	030/260-856	
5.	<b>Fojnica</b>	Dedić Bibija	Hadrovići 10	Tel/fax	030/544-401 030/544-402	
6.	<b>Gornji Vakuf - Uskoplje</b>	Filipović Amir	Gradska bb	Tel/fax	030/494-158	
7.	<b>Jajce</b>	Ljubičić Vesna	Zagrebačka bb	Tel/fax	030/654-195	
8.	<b>Kiseljak</b>	Madžar Pero	Bana Josipa Jelačića bb	Tel/fax	030/879-579	
9.	<b>Kreševo</b>	Šimunić Veselinka	Fra Grge Martića 120	Tel/fax	030/806-522	
10.	<b>Novi Travnik</b>	Hajrić Ekrem	Mehmeda Spahe 13	Tel/fax	030/542-626	
11.	<b>Travnik</b>	Hadžiabdić Nermina	Mehmeda Paše Kukavice 13/Tvornička bb Nova Bila	Tel/fax	030/708-873	
12.	<b>Vitez</b>	Krišto Marija	Stjepana Radića bb	Tel/fax	030/712-479	
<b>HERCEGOVAČKO – NERETVANSKI KANTON</b>						
<b>SLUŽBA ZA ZAPOŠLJAVANJE HNK/HNŽ</b>		<b>Vlado Čuljak, direktor</b>	Kralja Tvrtka 19	Tel/fax	036/334-800 036/334-810	<a href="mailto:vlado.culjak@szzhnz-k.ba">vlado.culjak@szzhnz-k.ba</a>
1.	<b>Čapljina</b>	Rajić Nikolina	Ante Starčevića 4	Tel	036/808-135	<a href="mailto:nikolina.rajic@szzhnz-k.ba">nikolina.rajic@szzhnz-k.ba</a>
2.	<b>Čitluk</b>	Ostojić Josip	Kralja Tomislava bb	Tel	036/642-630	<a href="mailto:josip.ostojic@szzhnzk.ba">josip.ostojic@szzhnzk.ba</a>
3.	<b>Jablanica</b>	Muratović Kemal	Trg oslobođenja bb	Tel/fax	036/752-818	<a href="mailto:kemal.muratovic@szzhnz-k.ba">kemal.muratovic@szzhnz-k.ba</a>
4.	<b>Konjic</b>	Čatić Emina	IV Muslimanske brigade br.8	Tel	036/726-253	<a href="mailto:emina.catic@szzhnz-k.ba">emina.catic@szzhnz-k.ba</a>
5.	<b>Neum</b>	Udženija Ivan	Zagrebačka bb	Tel	036/880-219	<a href="mailto:nivan.udzenija@szzhnzk.ba">nivan.udzenija@szzhnzk.ba</a>
6.	<b>Prozor/Rama</b>	Babić Ivan	Splitska bb	Tel	036/770-102	<a href="mailto:ican.babic@szzhnz-k.ba">ican.babic@szzhnz-k.ba</a>
7.	<b>Ravno</b>	Vukić Antica	Ravno bb	Tel	036/891-030	<a href="mailto:antica.vukic@szzhnz-k.ba">antica.vukic@szzhnz-k.ba</a>
8.	<b>Stolac</b>	Rajić Mirko	Banovinska 4	Tel	036/853-330	<a href="mailto:mirko.rajic@szzhnz-k.ba">mirko.rajic@szzhnz-k.ba</a>
9.	<b>Mostar</b>	Božić Nikola Udovičić Saudina	Kralja Tvrtka 19 Telečeva 3	Tel	036/334-809 036/551-331	<a href="mailto:nikola.bozic@szzhnz-k.ba">nikola.bozic@szzhnz-k.ba</a> <a href="mailto:saudina.udovcic@szzhnz-k.ba">saudina.udovcic@szzhnz-k.ba</a>
<b>ZAPADNOHERCEGOVAČKI KANTON</b>						
<b>SLUŽBA ZA ZAPOŠLJAVANJE ŽUPANIJE ZAPADNO-HERCEGOVAČKE</b>		<b>Mario Bušić, direktor</b>	Trg Herceg - Bosne 1	Tel Fax	039/661-396 039/661-397 039/661-398	<a href="mailto:info@szz-zzh.ba">info@szz-zzh.ba</a>
1.	<b>Grude</b>	Filipović Vitomir	Fra Gabre Grubišića bb	Tel	039/662-171	<a href="mailto:grude@szz-zzh.ba">grude@szz-zzh.ba</a>
2.	<b>Ljubuški</b>	Nižić Zora	Trg kralja Tvrtka bb	Tel	039/830-576	<a href="mailto:ljubuski@szz-zzh.ba">ljubuski@szz-zzh.ba</a>
3.	<b>Posušje</b>	Erceg Ivana	Dalmatinska bb	Tel	039/681-055	<a href="mailto:posusje@szz-zzh.ba">posusje@szz-zzh.ba</a>
4.	<b>Široki Brijeg</b>	Ćosić Marijana	Kralja Tomislava 1	Tel	039/704-928	<a href="mailto:sirokibrijeg@szz-zzh.ba">sirokibrijeg@szz-zzh.ba</a>

## KANTON SARAJEVO

<b>JU SLUŽBA ZA ZAPOŠLJAVANJE KANTONA SARAJEVO</b>		<b>Nermin Pećanac, direktor</b>	Đoke Mazalića 3 71 000 Sarajevo	Tel	033/251-260	<a href="mailto:info@szks.ba">info@szks.ba</a>
				Fax	033/569-100	
					033/204-177	
<b>1.</b>	<b>Hadžići</b>	Adisa Šarić	Hadželi 128	Tel/fax	033/428-620 033/428-621	<a href="mailto:adisa.saric@szks.ba">adisa.saric@szks.ba</a>
<b>2.</b>	<b>Ilidža</b>	Agić-Imamović Džemila	Mala aleja 2	Tel/fax	033/762-670 033/622-356	<a href="mailto:dzemila.agic-imamovic@szks.ba">dzemila.agic- imamovic@szks.ba</a>
<b>3.</b>	<b>Ilijaš</b>	Muvedeta Kadrić	Ivana Franje Jukića 4	Tel/fax	033/400-037 033/403-350	<a href="mailto:muvedeta.kadric@szks.ba">muvedeta.kadric@szks.ba</a>
<b>4.</b>	<b>Vogošća</b>	Avdo Hodžić	Ulica 24. Juna bb	Tel/fax	033/424-080 033/424-081	<a href="mailto:avdo.hodzic@szks.ba">avdo.hodzic@szks.ba</a>
<b>5.</b>	<b>Trnovo</b>	Đenan Nožić	Trnovo bb	Tel/fax	033/439-046	<a href="mailto:djenan.nozic@szks.ba">djenan.nozic@szks.ba</a>
<b>6.</b>	<b>Centar</b>	Faruk Omanović	Mehmeda Spahe do br.12	Tel/fax	033/225-786 033/214-438 033/213-221	<a href="mailto:faruk.omanovic@szks.ba">faruk.omanovic@szks.ba</a>
<b>7.</b>	<b>Novi Grad</b>	Biber Bajro	Branislava Nušića 170 Dobrinja V	Tel/fax	033/469-812 033/469-813 033/768-035 033/473-224	<a href="mailto:bajro.biber@szks.ba">bajro.biber@szks.ba</a>
<b>8.</b>	<b>Novo Sarajevo</b>	Mulać Amela	Ložionička 5	Tel/fax	033/557-247 033/223-787	<a href="mailto:amela.mulac@szks.ba">amela.mulac@szks.ba</a>
<b>9.</b>	<b>Stari Grad</b>	Karović Sanela	Obala Kulina bana 25	Tel	033/439-046	<a href="mailto:sanela.karovic@szks.ba">sanela.karovic@szks.ba</a>

## KANTON 10

<b>ŽUPANIJSKI ZAVOD ZA UPOŠLJAVANJE</b>		<b>Anto Omazić, direktor</b>	Kralja Tvrtka 5 80 101 Livno	Tel	034/203-306	
<b>1.</b>	<b>Livno</b>	Vrdoljak Branka	Kralja Tvrtka 1	Tel	034/201-306	<a href="mailto:zzuplivno@gmail.com">zzuplivno@gmail.com</a>
<b>2.</b>	<b>Tomislavgrad</b>	Kozarić Mira	Mijata Tomića 15a	Tel	034/352-114	<a href="mailto:zzuptomislavgrad@gmail.com">zzuptomislavgrad@gmail.com</a>
<b>3.</b>	<b>Kupres</b>	Turalija Rajka	Kralja Tvrtka bb	Tel	034/274-271	<a href="mailto:zzupkupres@gmail.com">zzupkupres@gmail.com</a>
<b>4.</b>	<b>Glamoč</b>	Damjanović Vlatka	Nikole Bojinovića	Tel	034/273-084	<a href="mailto:zzupglamoc@gmail.com">zzupglamoc@gmail.com</a>
<b>5.</b>	<b>Bosansko Grahovo</b>	Sarić Milena	Kninski put	Tel	034/850-211	<a href="mailto:zzubosanskograhovo@gmail.com">zzubosanskograhovo@gmail.com</a>
<b>6.</b>	<b>Drvar</b>	Kordić Kaja	Titova br.40	Tel	034/819-599	<a href="mailto:zzupdrvar@gmail.com">zzupdrvar@gmail.com</a>